

Barudan

COMPUTER MONOGRAM MACHINE

MODEL	BEAT	704 706 708
	BEAT	M704 M706 M708


PARTS LIST

V10014

BARUDAN CO., LTD.

ADDRESS 20-TSUKAGOSHI, JOSUJI
ICHINOMIYA-CITY, AICHI-PREF.
JAPAN

TEL. (0586) 76-1137
TELEX 4573268 BARUNA J
CABLE BARUNA ICHINOMIYA



BEAT-704 • 706 • 708
 BEAT-M704 • M706 • M708

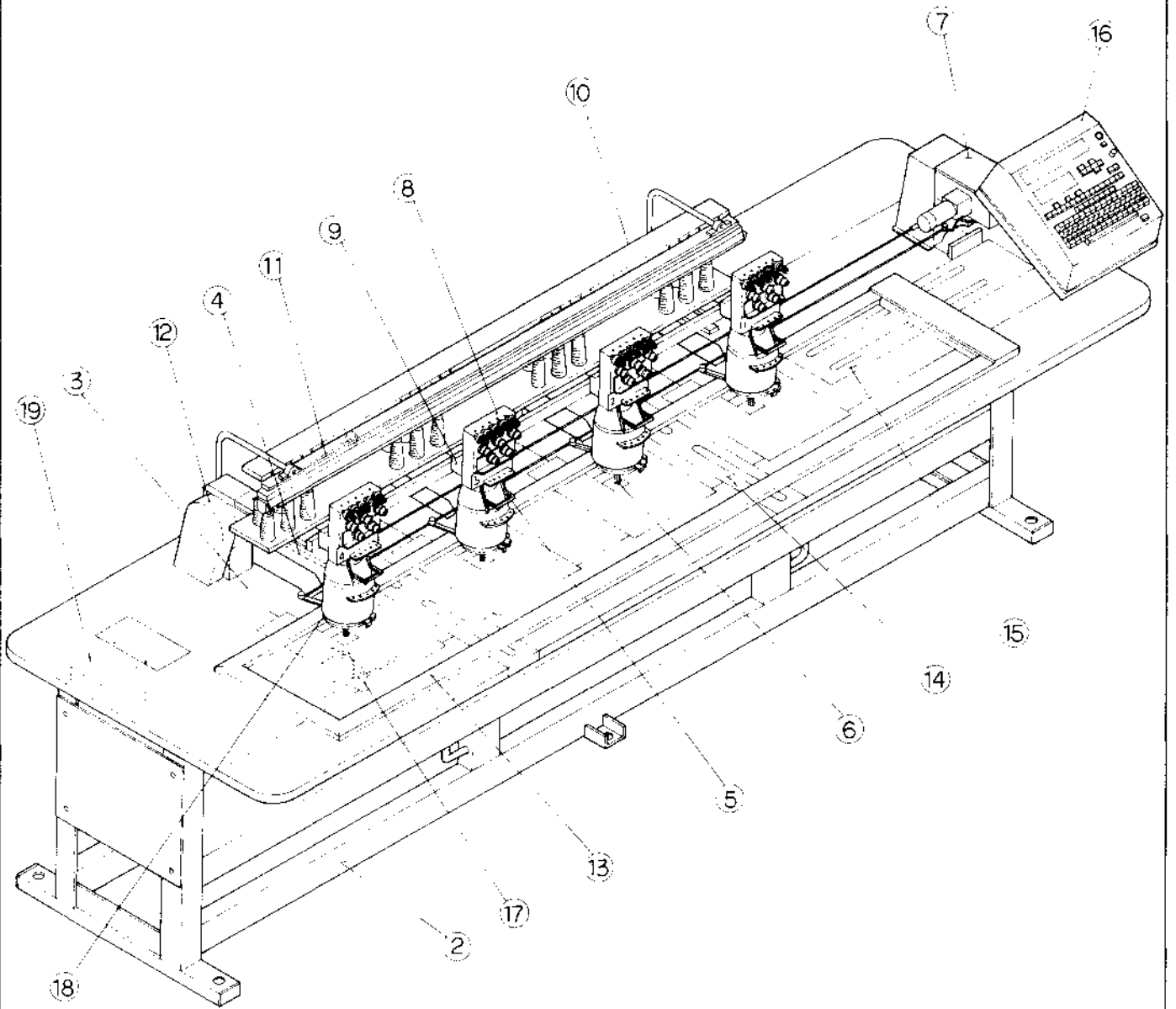
PARTS LIST

I N D E X

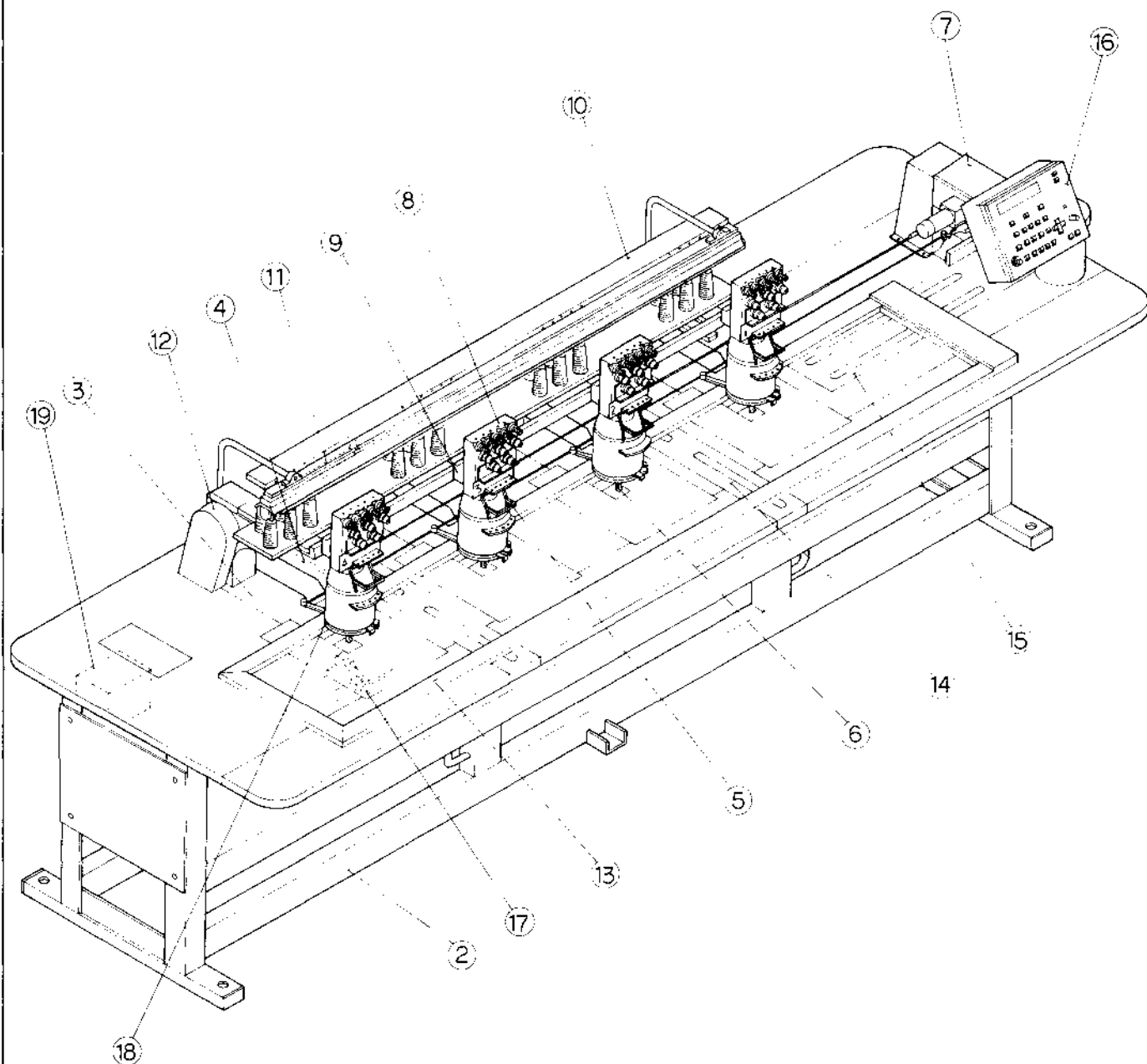
ITEM No.	Page No.
①Machine layout	1
②Table-Frame	7
③Bed Assy	2 5
④Top shaft, Vertical shaft	2 7
⑤Needle bar-Take up lever mechanism I (5)	2 9
⑤Needle bar-Take up lever mechanism I (7)	3 1
⑥Needle bar-Take up lever mechanism II (5)	3 3
⑥Needle bar-Take up lever mechanism II (7)	3 5
⑦Color change mechanism	3 7
⑧Thread guide mechanism (5)	3 9
⑧Thread guide mechanism (7)	4 1
⑨Jamp mechanism	4 3
⑩Option	4 5
⑪Connecting rod mechanism	4 7
⑫Drive mechanism	4 9
⑬Pantograph drive mechanism I	5 1
⑭Pantograph drive mechanism (H Direction) II 320×520	5 7
⑭Pantograph drive mechanism (H Direction) II 320×450• 320×350	5 9
⑮Pantograph drive mechanism (V Direction) III 320×520	6 1
⑯Control system I	6 3
⑯Control system II	6 5
⑰Thread cutting mechanism I	6 7
⑱Thread cutting mechanism II	6 9
⑲Thread cutting dive mechanism III	7 1

INDEX

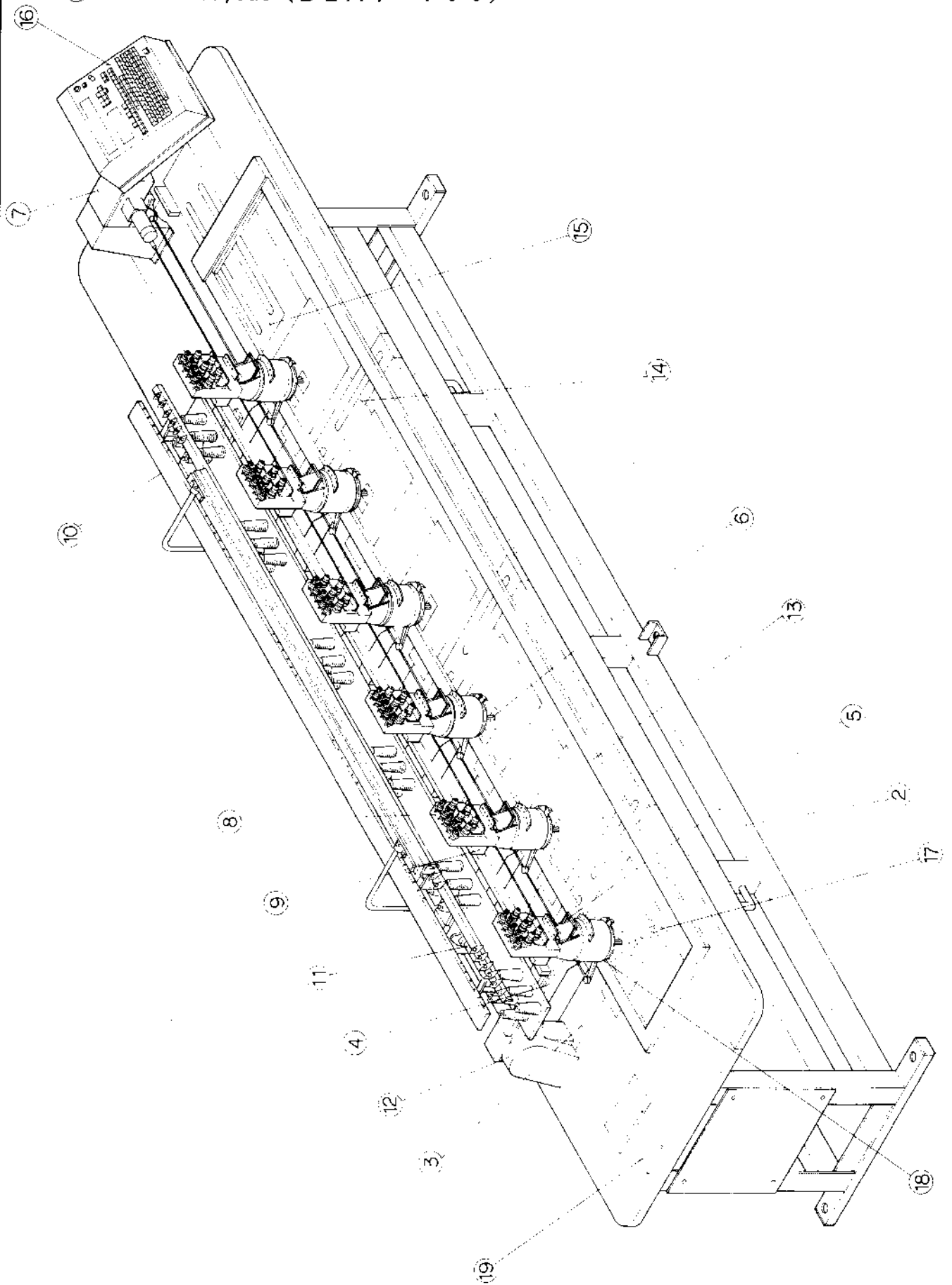
① Machine layout (B E A T - 7 0 4)



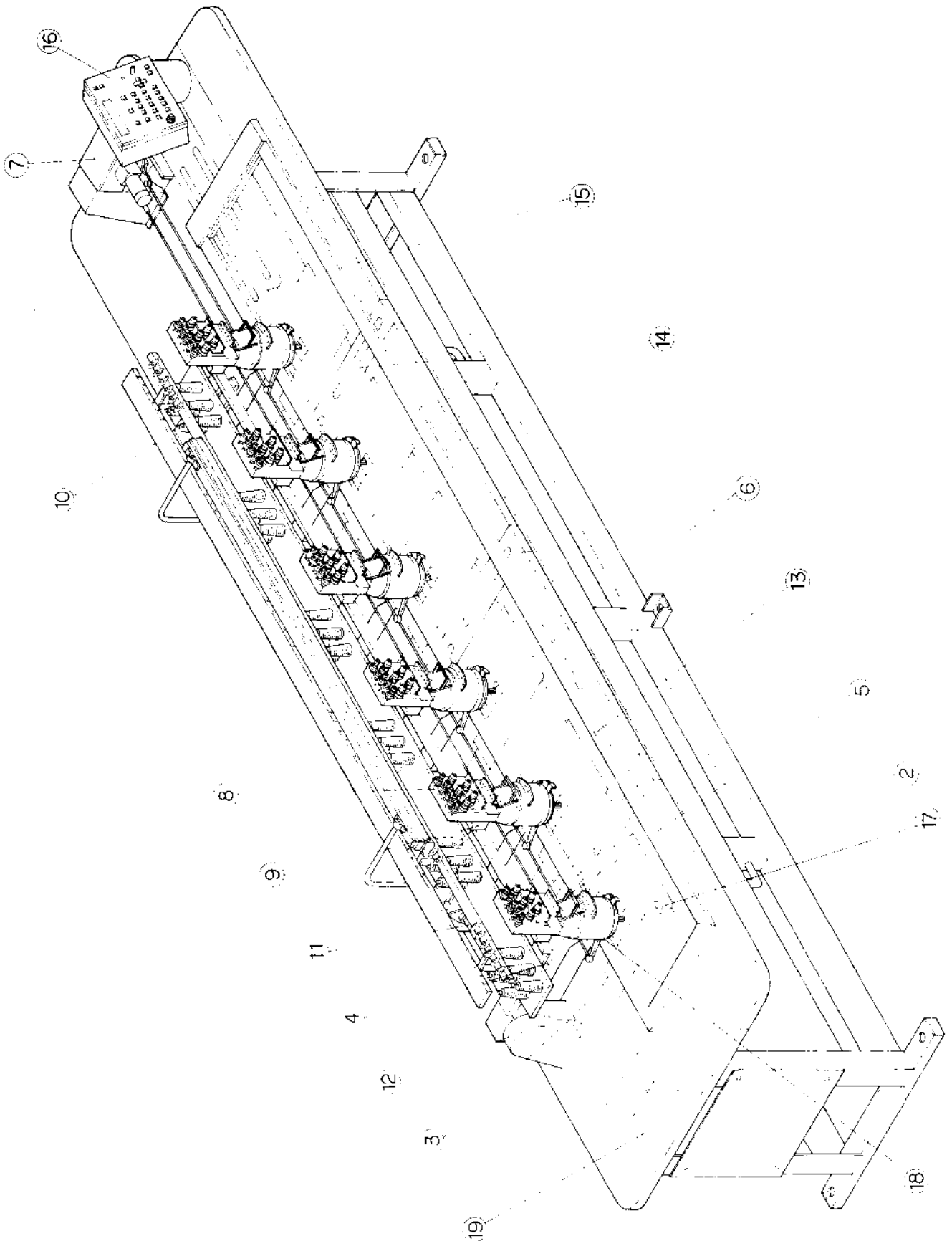
① Machine layout (B E A T - M 7 0 4)



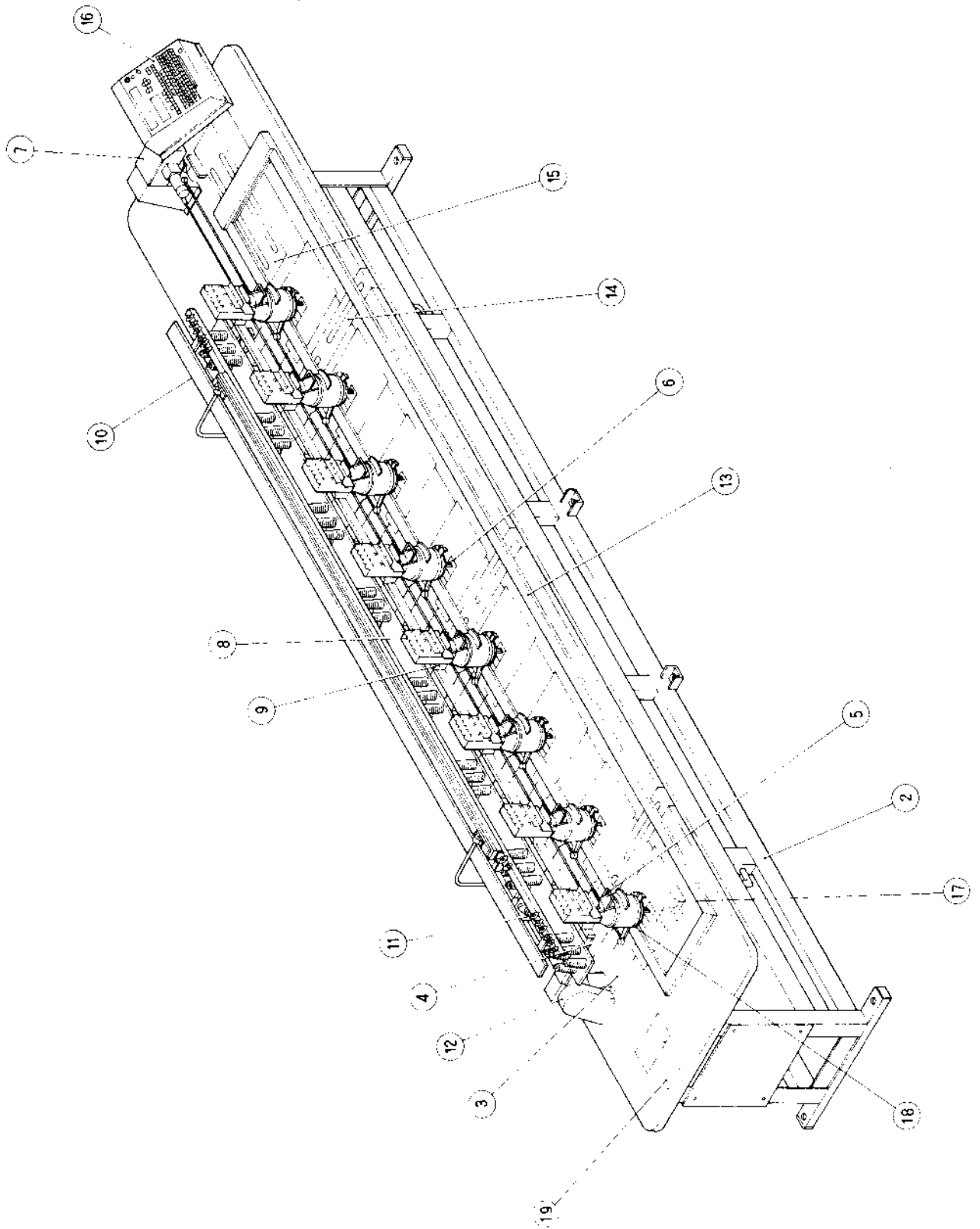
① Machine layout (BEAT-706)



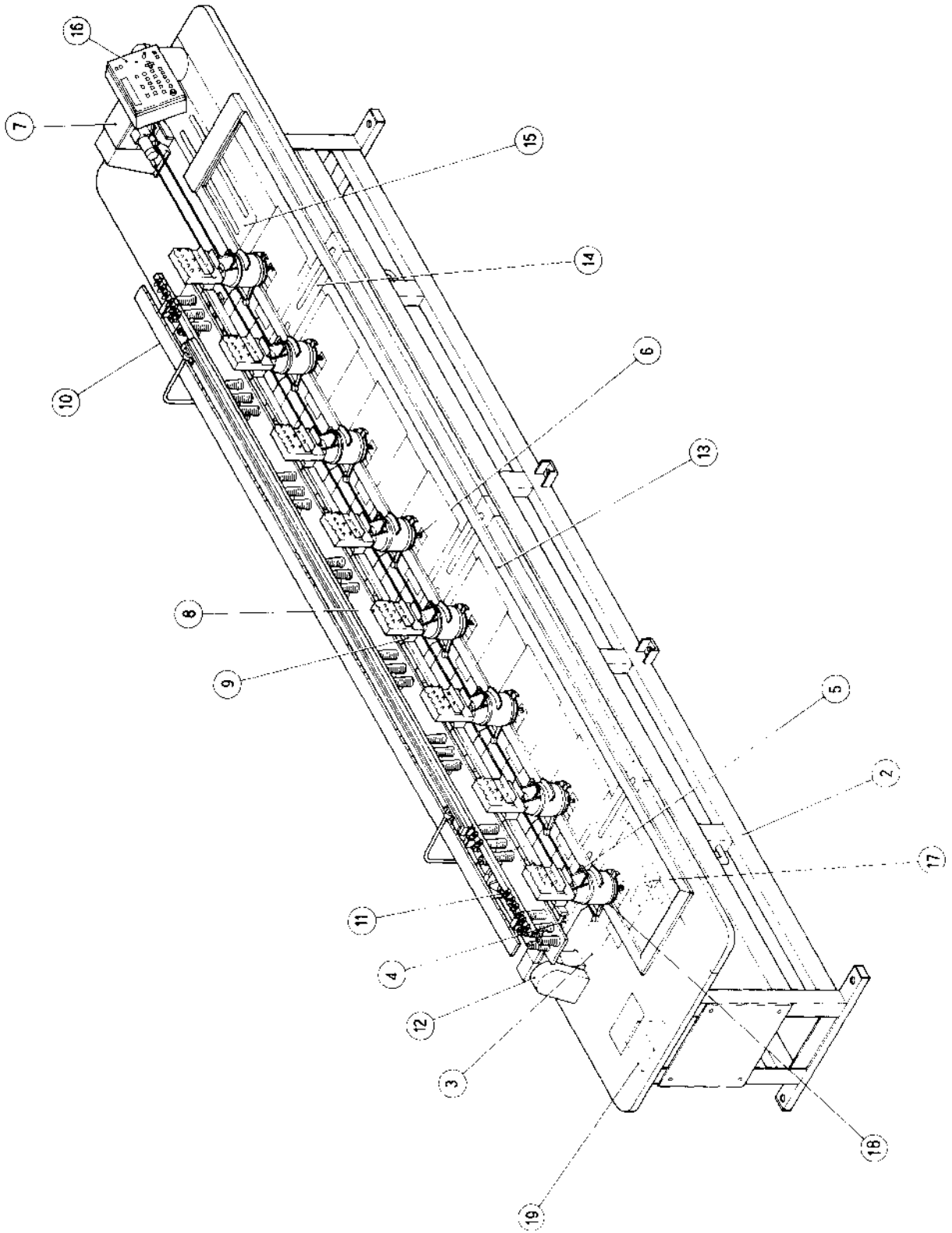
① Machine layout (BEAT-M706)



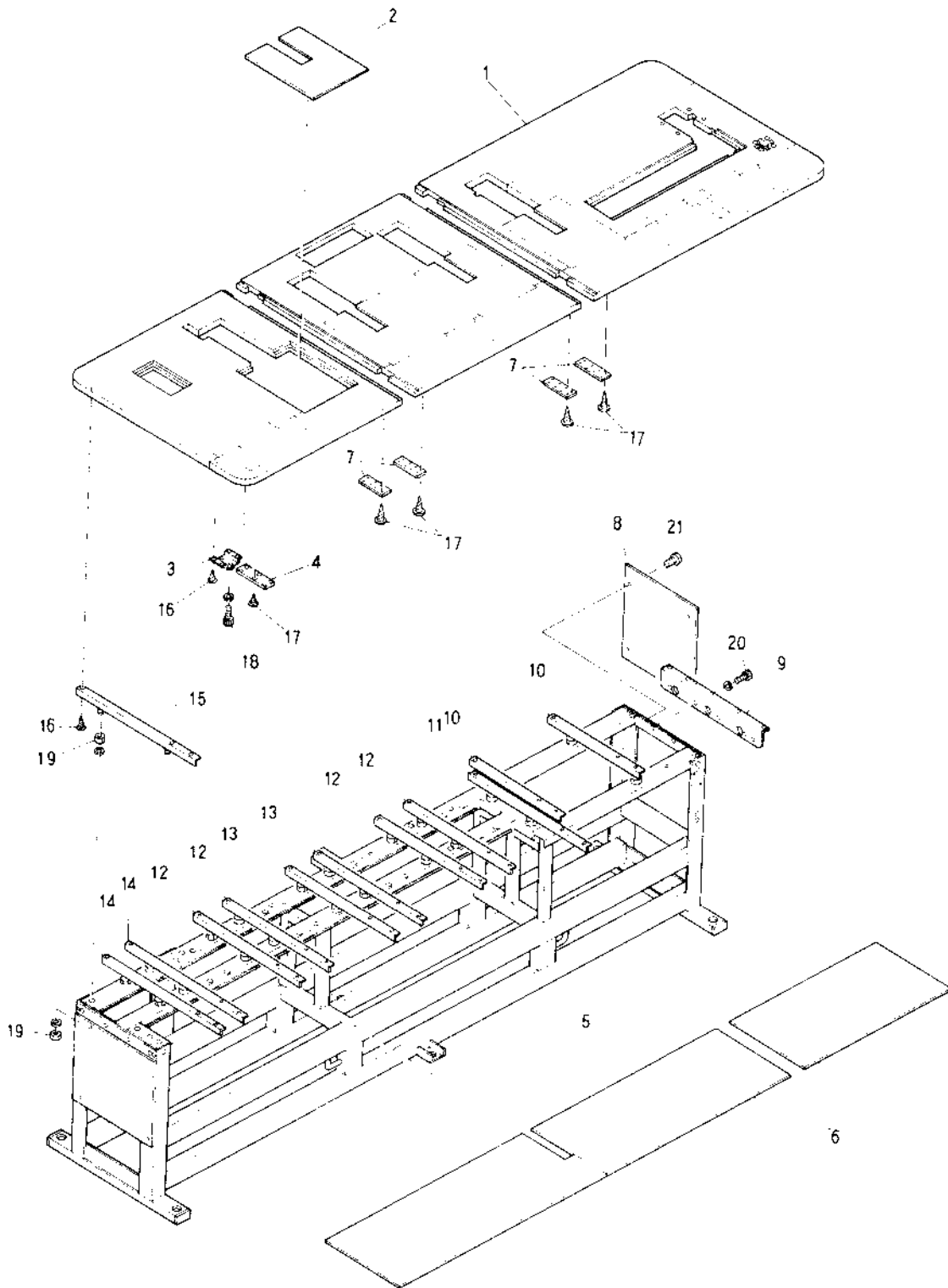
① Machine layout (BEAT-708)



① Machine layout (B E A T - M 7 0 8)



② Table-Frame (BEAT-704) 320×520

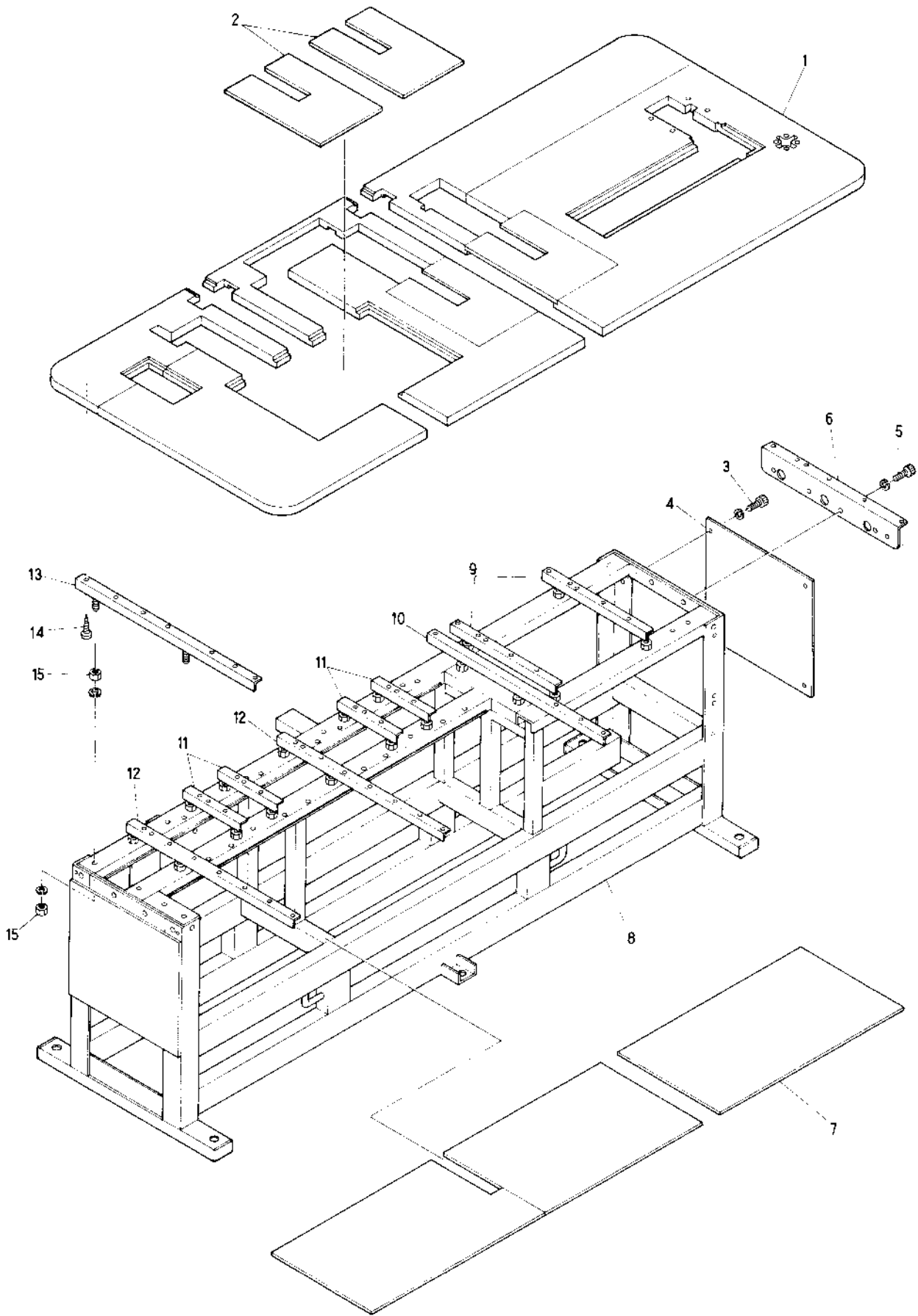


② Fram - Table (BEAT-704)

320×520

ITEM	PART No.	LIST No.	DESCRIPTION	QTY	REMARK
1	1560001	KU151601	Table (BEAT-704, 320×520)	1	
2	1266602	KG120662	Table cover	4	
3	1438A	MA140380	Table support bracket	6	
4	1469A	MA140690	Table support (L)	6	
5	1660001	KU161601	Frame support (BEAT-704, 320 ×520)	1	
6	15H0000	KU151700	Shelf board set (BEAT-704, 320 ×520)	1	
7	1470000	KU140700	Table support (S)(BEAT:	4	
8	1191C	KC110910	Frame support side cover (R)	1	
9	1280000	KU120800	Table support	1	
10	1284001	KC120841	Table support (475L)	2	
11	1435000	KU140550	Table support	1	
12	1457A	MA140570	Table support (650L + AT 106)	4	
13	1454A	MA140540	Table support (NO. 2)	2	
14	1453A	MA140530	Table support (NO. 1)	2	
15	1458A	MA140580	Table support	1	
16			Wood screw M5.1×25		
17			Wood screw M5.1×32		
18			Hex. socket bolt M8×15		
19			Hex. nut 3/8		
20			Hex. socket bolt M6×20		
21			Hex. socket bolt M6×8		

② Table-Frame (BEAT-704) 320×450

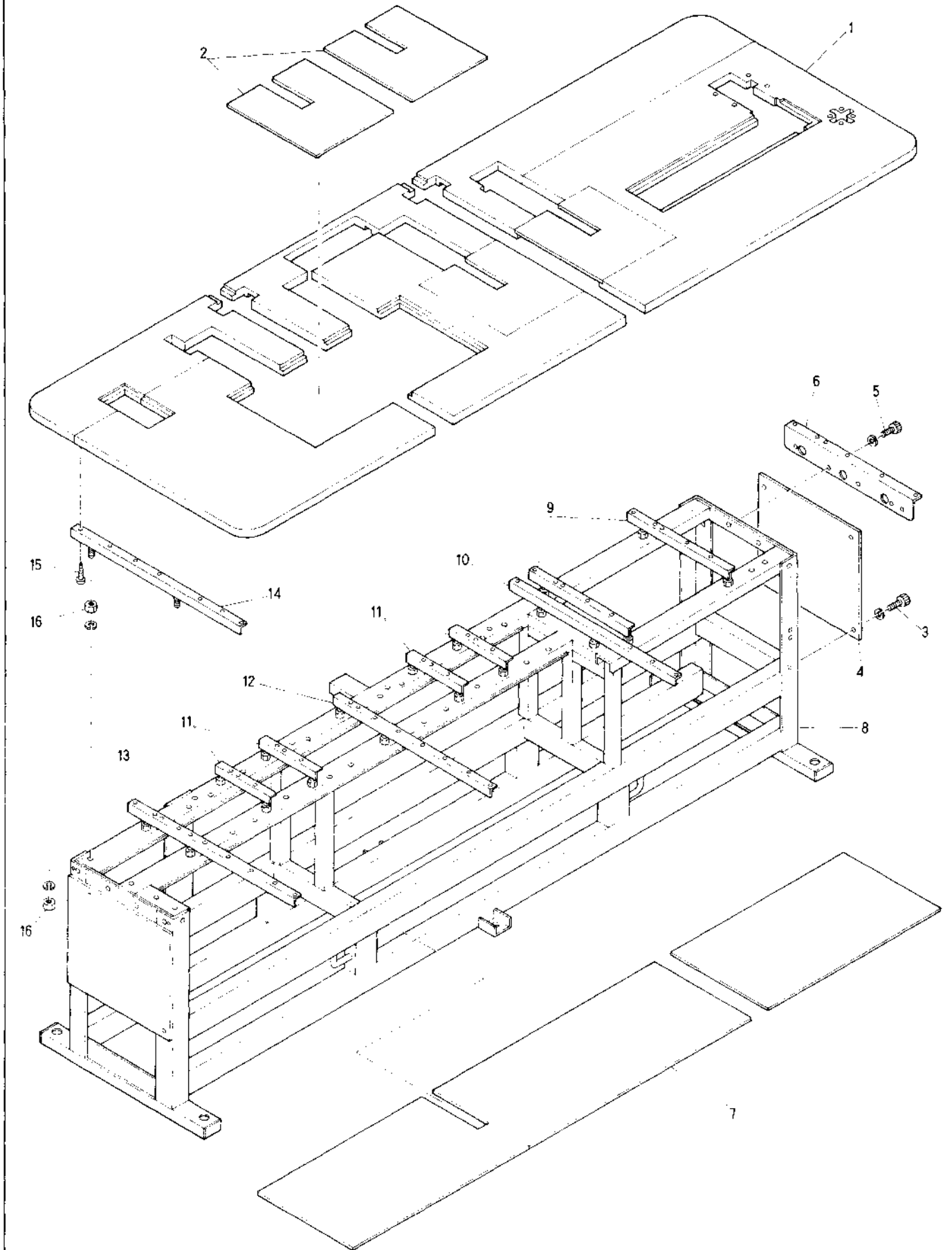


② Fram・Table (BEAT-704)

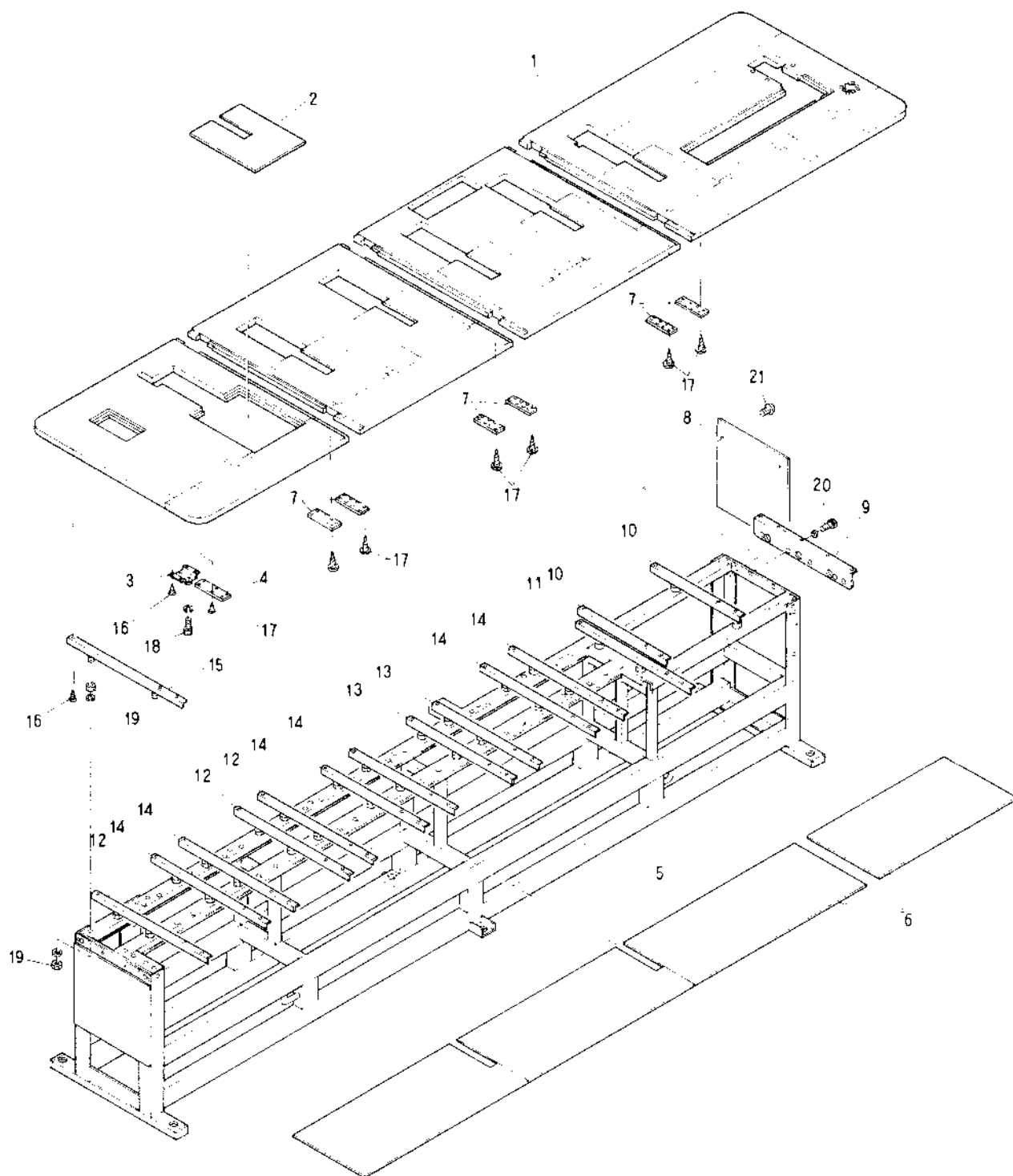
320×450

ITEM	PART No	LIST No	DESCRIPTION	Q'TY	REMARK
1	15G7U01	KU151671	Table (BEAT-704,320×450)	1	
2	1549A01	MA150491	Table cover No.18	4	
3			Hex. socket bolt M6×8		
4	1191C	KC110910	Frame support side cover (R)	1	
5			Hex. socket bolt M6×20		
6	1280U00	KU120800	Table support	1	
7	15H8C01	KU151781	Shelf board set (BEAT-704,320×450)	1	
8	16G7U01	KU161671	Frame (BEAT-704,320×450)	1	
9	1284C01	KC120841	Table support No.1 475L	2	
10	1454C	KC140540	Table support No.2 790L	1	
11	1456C	KC140560	Table support No.3 264L	4	
12	1455C	KC140550	Table support No.4 740L	1	
13	1453C	KC140530	Table support No.5 790L	1	
14	1286C	KC120860	Table support No.6 790L	1	
15			Wood screw M5.1×25		
16			Hex. nut 3/8		

② Table-Frame (BEAT-704) 320×350



② Table-Frame (BEAT-706) 320×520

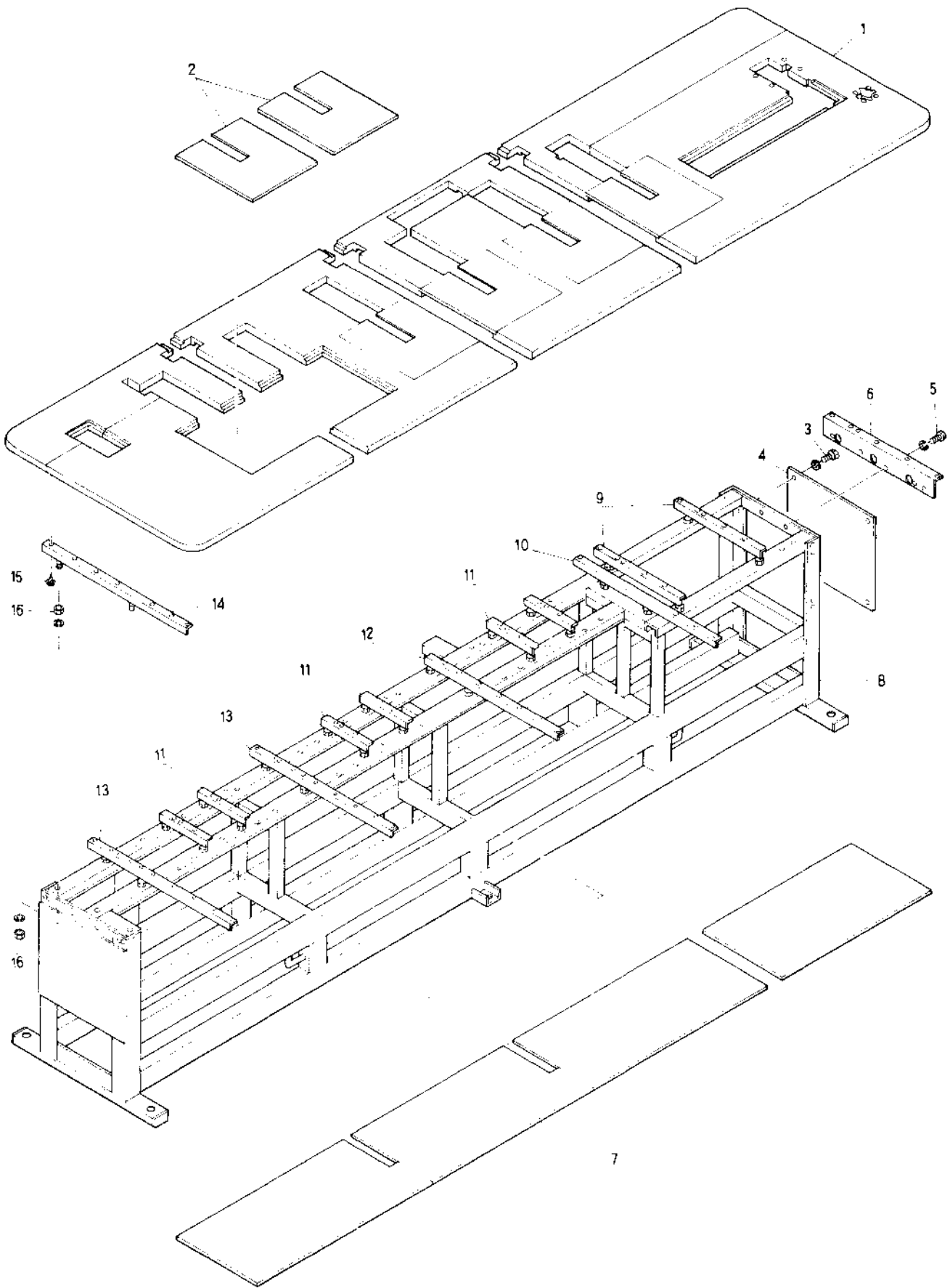


② Fram - Table (BEAT-706)

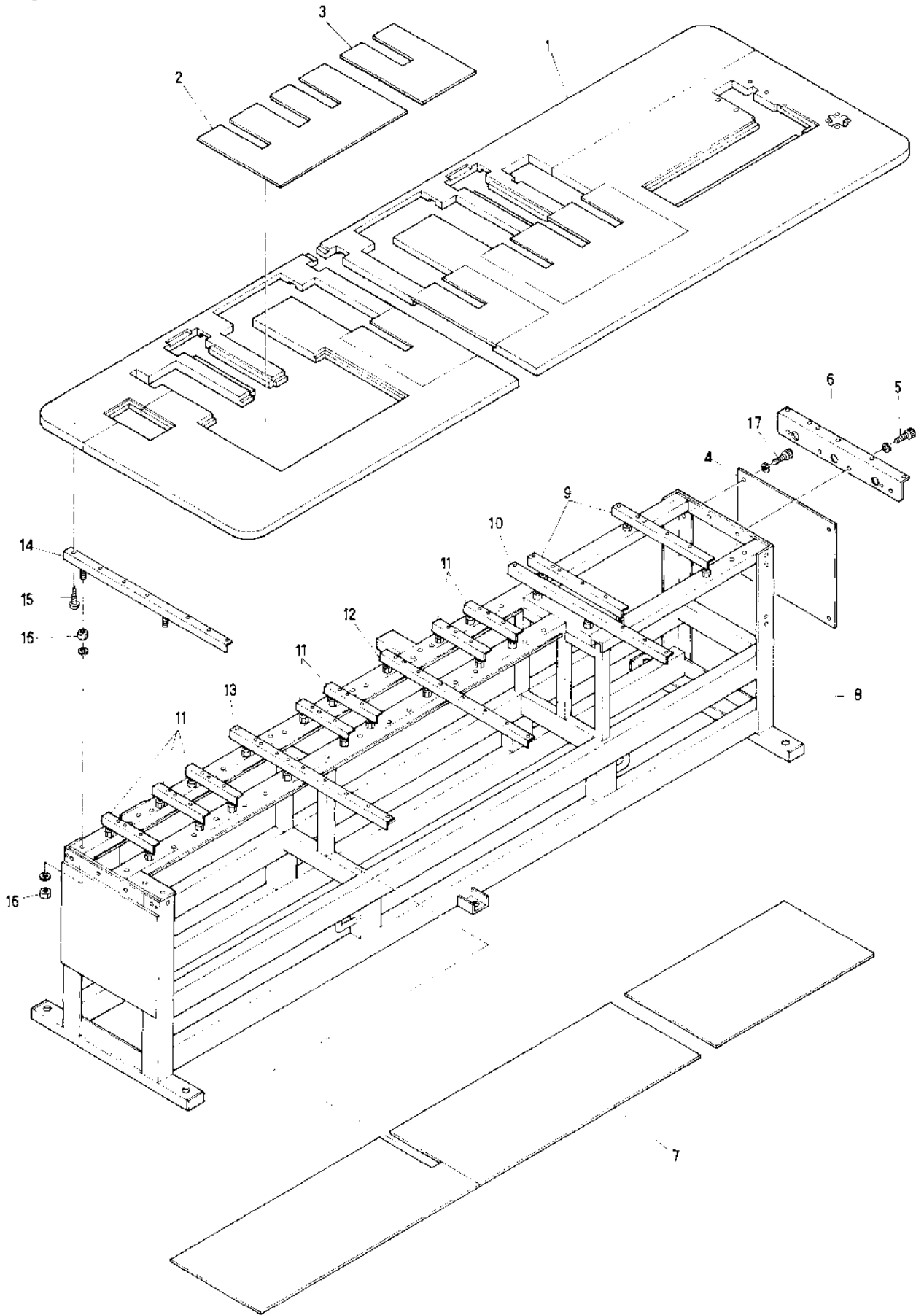
320×520

ITEM	PART No.	LIST No.	DESCRIPTION	QTY	REMARK
1	15G1U01	KU 1 5 1 6 1 1	Table (BEAT 706, 320×520)	1	
2	1206G02	KG 1 2 0 6 6 2	Table cover	6	
3	1438A	MA 1 4 0 3 8 0	Table support bracket	7	
4	1469A	MA 1 4 0 6 9 0	Table support (L)	7	
5	16G1UC1	KU 1 6 1 6 1 1	Frame support (BEAT-706, 320 × 520)	1	
6	15H1U00	KU 1 5 1 7 1 0	Shelf board set (BEAT-706, 320 × 520)	1	
7	1470U00	KU 1 4 0 7 0 0	Table support (S) (BEAT)	6	
8	1191C	KC 1 1 0 9 1 0	Frame support side cover (R)	1	
9	1280U00	KU 1 2 0 8 0 0	Table support	1	
10	1284C01	KC 1 2 0 8 4 1	Table support (475L)	2	
11	1455U00	KU 1 4 0 5 5 0	Table support	1	
12	1453A	MA 1 4 0 5 3 0	Table support NO. 1	3	
13	1454A	MA 1 4 0 5 4 0	Table support NO. 2	2	
14	1457A	MA 1 4 0 5 7 0	Table support (650L - AT-106)	6	
15	1458A	MA 1 4 0 5 8 0	Table support	1	
16			Wood screw M5, 1×25		
17			Wood screw M5, 1×32		
18			Hex. socket bolt M8×15		
19			Hex. Nut 3/8		
20			Hex. socket bolt M8×20		
21			Hex. socket bolt M8×8		

② Table-Frame (BEAT-706) 320×450



② Table-Frame (BEAT-706) 320×350

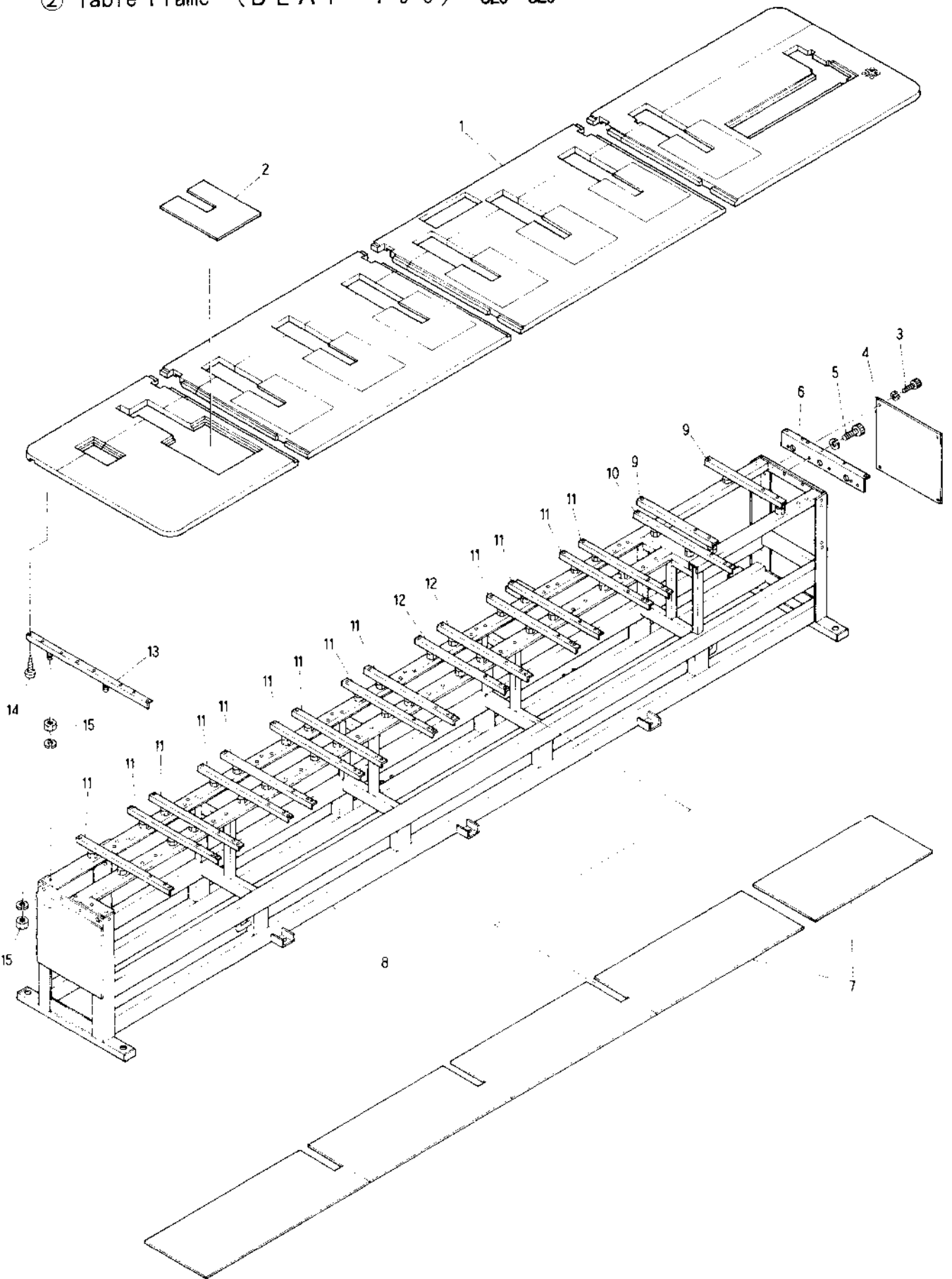


② Fram - Table (BEAT-706)

320×350

ITEM	PART No.	LIST No.	DESCRIPTION	QTY	REMARK
1	1563U01	KU 1 5 1 6 3 1	Table (BEAT-706. 320×350)	1	
2	12D1U90	KU 1 2 1 3 1 0	Table cover	2	
3	12D2U00	KU 1 2 1 3 2 0	Table cover	2	
4	1191C	KC 1 1 0 9 1 0	Frame support side cover (R)	1	
5			Hex. socket bolt M6 × 20		
6	1280U00	KU 1 2 0 8 0 0	Table support	1	
7	15H3U01	KU 1 5 1 7 3 1	Shelf board set (BEAT-704. 320×350)	1	
8	1563U01	KU 1 5 1 6 3 1	Frame (BEAT-706. 320×350)	1	
9	1284C01	KC 1 2 0 8 4 1	Table support No.1 475L	2	
10	1454C	KC 1 4 0 5 4 0	Table support No.2 790L	1	
11	1456C	KC 1 4 0 5 6 0	Table support No.3 264L	7	
12	1455C	KC 1 4 0 5 5 0	Table support No.4 740L	1	
13	1453C	KC 1 4 0 5 3 0	Table support No.5 790L	1	
14	1286C	KC 1 2 0 8 6 0	Table support No.6 790L	1	
15			Wood screw M5. 1 × 25		
16			Hex. nut 3 / 8		
17			Hex. socket bolt M6 × 8		

② Table-Frame (BEAT-708) 320×520

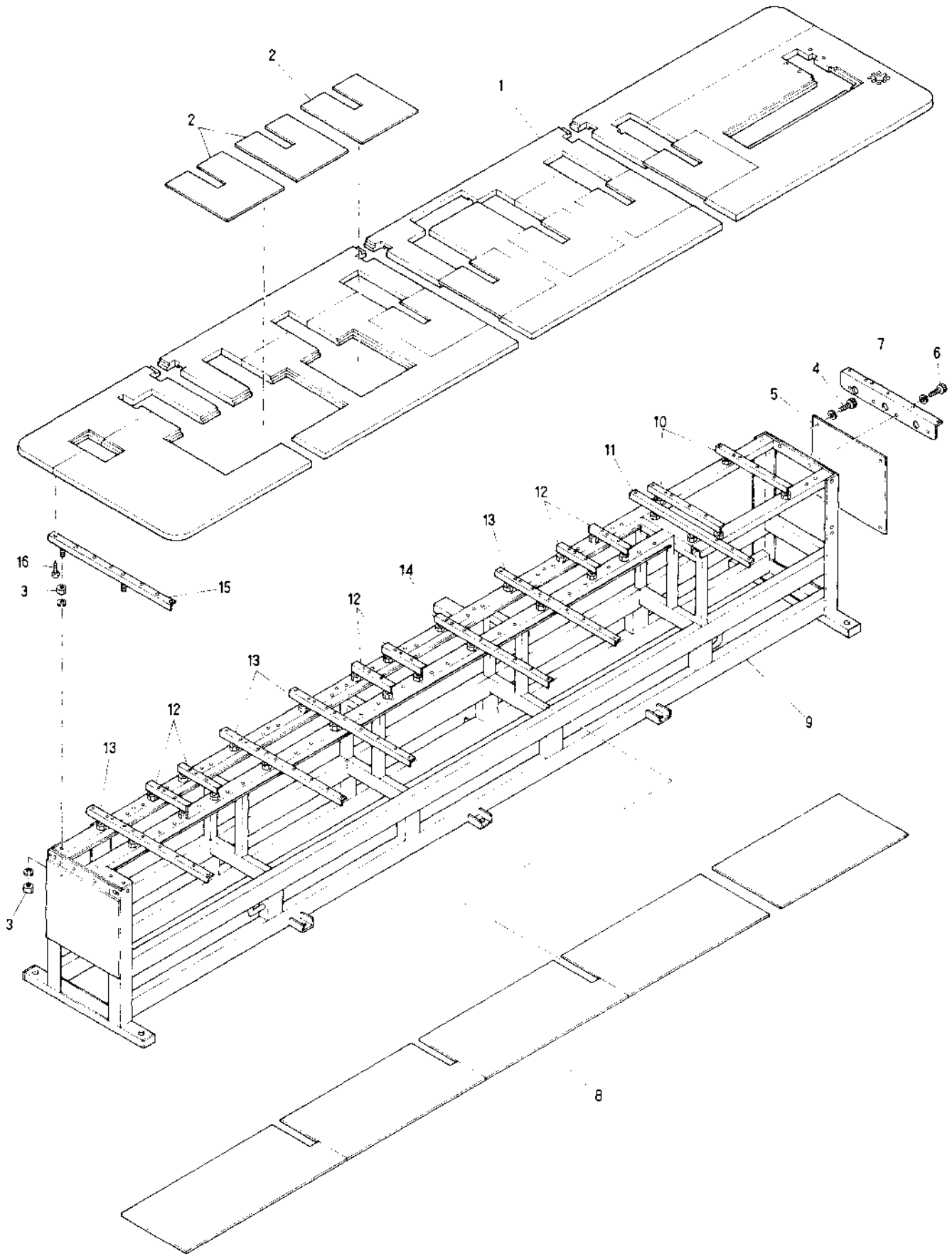


② Fram - Table (BEAT-708)

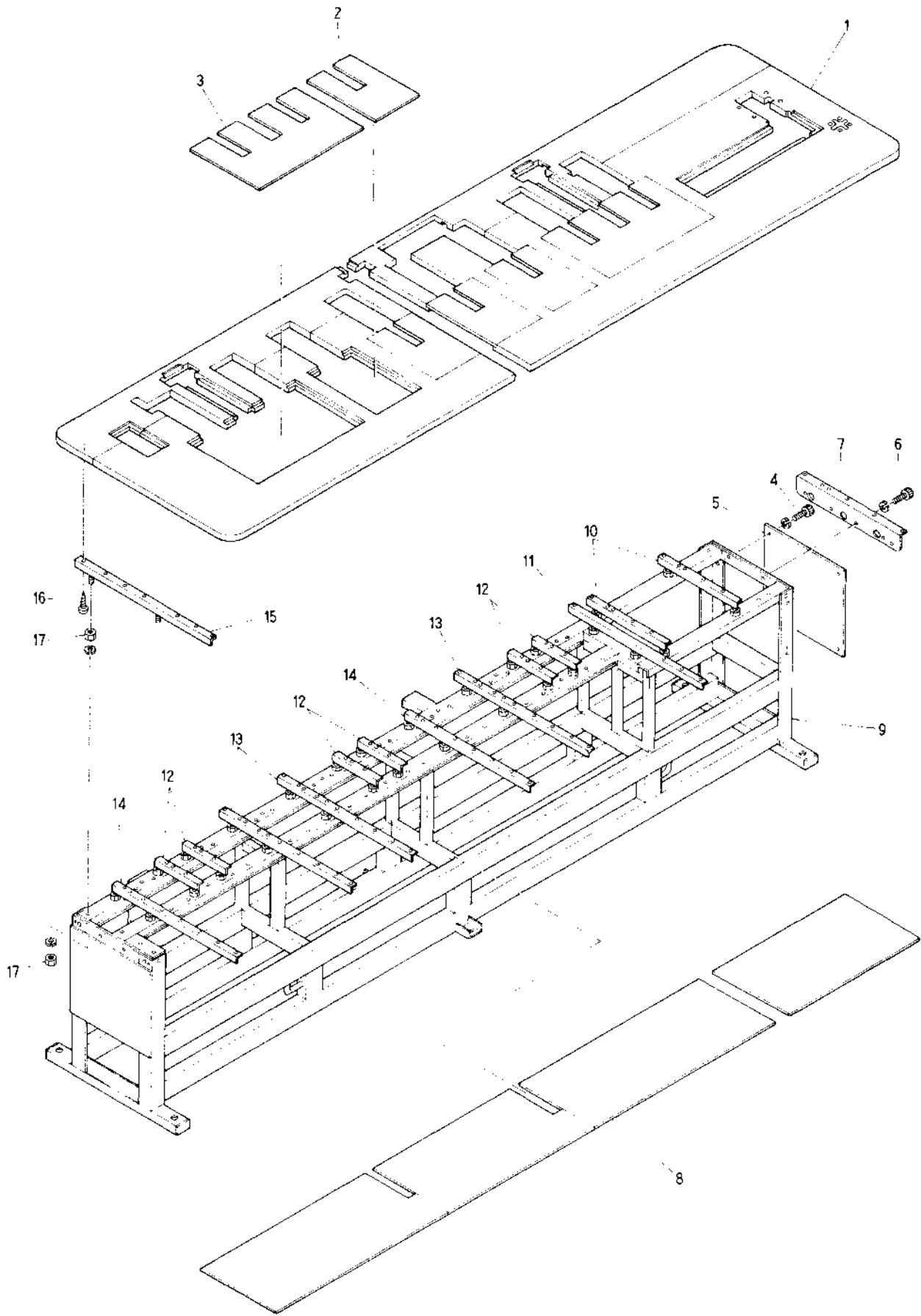
320×520

ITEM	PART No.	LIST No.	DESCRIPTION	QTY	REMARK
1	15G4U02	KU151642	Table (BEAT-708, 320×520)	1	
2	1266G02	KG120662	Table cover	8	
3			Hex. socket bolt M6×8		
4	1191C	KC110910	Frame support side cover (R)	1	
5			Hex. socket bolt M6×20		
6	1280L00	KU120800	Table support	1	
7	15H4L01	KU151741	Shell (BEAT-708, 320×520)	1	
8	1664B01	KU161641	Frame (BEAT-708, 320×520)	1	
9	1284C01	KC120841	Table support (475L)	2	
10	1454C	KC140540	Table support No.2 P250 (JMC)	1	
11	1453C	KC140530	Table support No.1 P214 (JMC)	13	
12	1455C	KC140550	Table support No.3	2	
13	1286C	KC120860	HJ Table support 790L	1	
14			Wood screw M5.1×25	1	
15			Hex. nut 3/8		

② Table-Frame (BEAT-708) 320×450



② Table-Frame (BEAT-708) 320×350

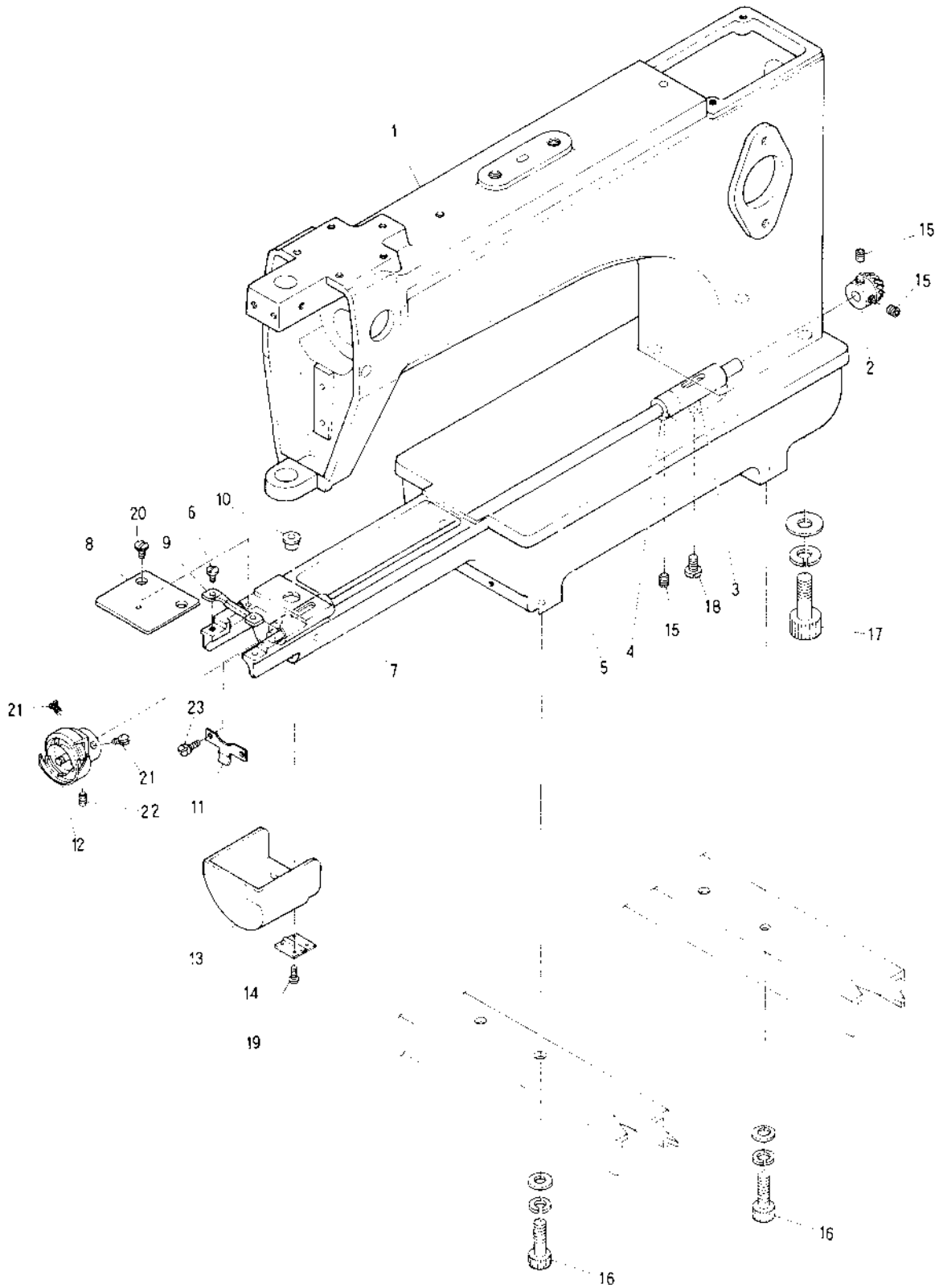


② Fram Table (BEAT-708)

320×350

ITEM	PART No	LIST No	DESCRIPTION	QTY	REMARK
1	1566001	KU 1 5 1 6 6 1	Table (BEAT-708, 320×350)	1	
2	1202000	KU 1 2 1 3 2 0	Table cover	4	
3	1201000	KU 1 2 1 3 1 0	Table cover	2	
4			Hex. socket bolt M6×8		
5	11910	KC 1 1 0 9 1 0	Frame support side cover (R)	1	
6			Hex. socket bolt M6×20		
7	1280000	KU 1 2 0 8 0 0	Table support	1	
8	15H6001	KU 1 5 1 7 6 1	Shelf board set (BEAT-704, 320×350)	1	
9	1666001	KU 1 6 1 6 6 1	Frame (BEAT 708, 320×350)	1	
10	1284001	KC 1 2 0 8 4 1	Table support No.1 475L	2	
11	14540	KC 1 4 0 5 4 0	Table support No.2 790L	1	
12	14560	KC 1 4 0 5 6 0	Table support No.3 264L	6	
13	14530	KC 1 4 0 5 3 0	Table support No.4 790L	3	
14	14550	KC 1 4 0 5 5 0	Table support No.5 740L	2	
15	12860	KC 1 2 0 8 6 0	Table support No.6 790L	1	
16			Wood screw M5.1×25		
17			Hex. nut: 3/8		

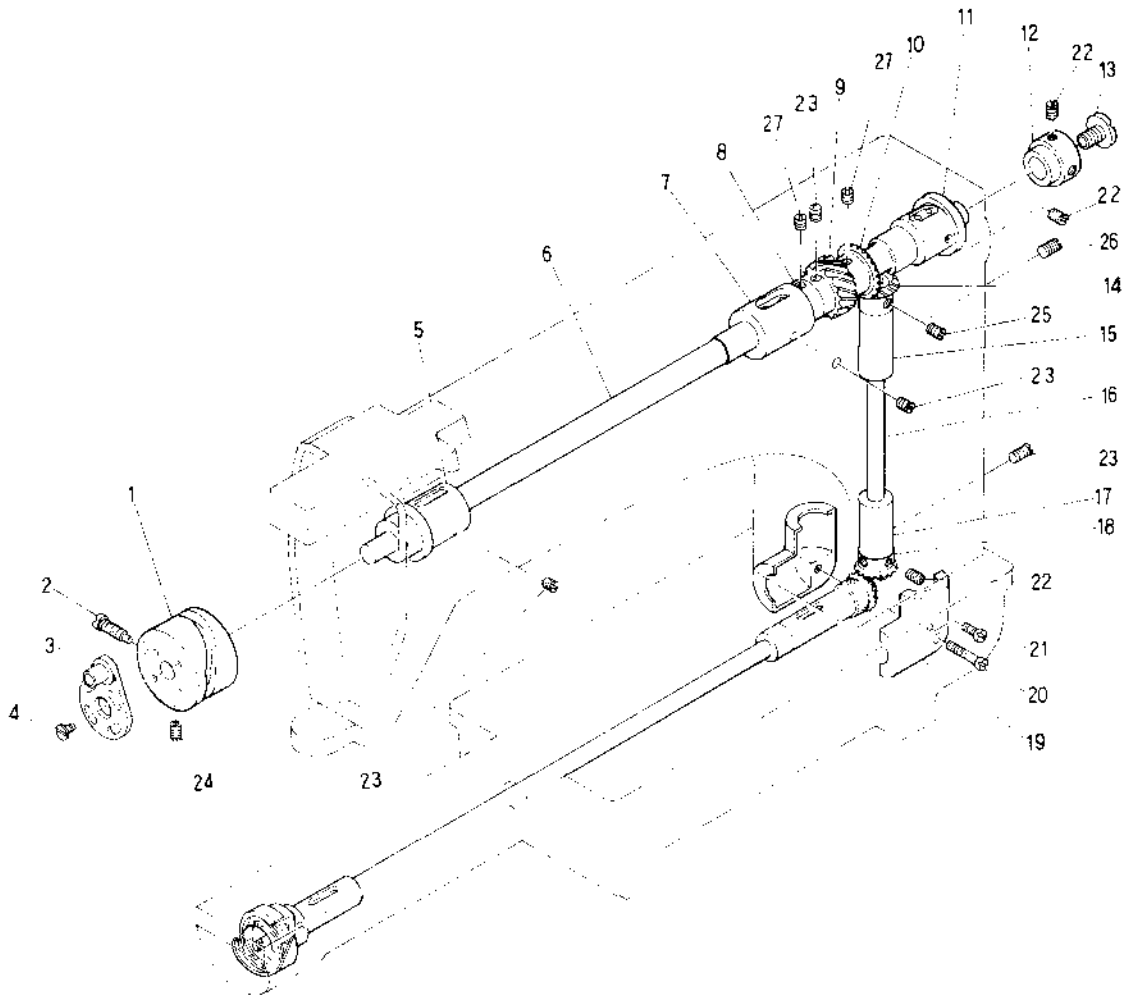
③ Bed Assy



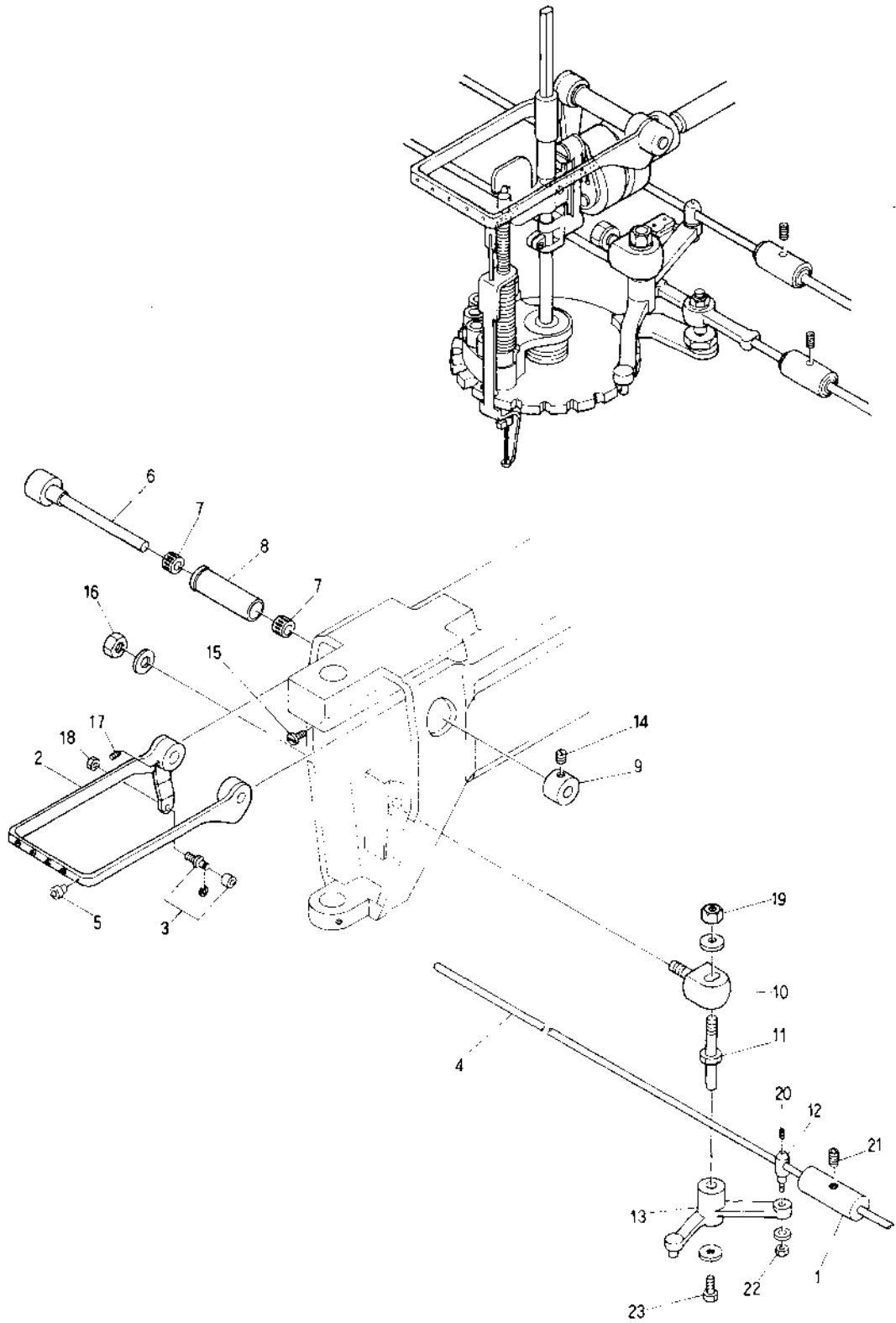
③ Bed Assy

ITEM	PART No	LIST No	DESCRIPTION	QTY	REMARK
1	2180U00	KU 2 1 0 8 0 0	JMC assy head (A) LF		
	2182U00	KU 2 1 0 8 2 0	JMC assy head (B) LF		
	2181U0C	KU 2 1 0 8 1 0	JMC assy head (A) US		
	2183U00	KU 2 1 0 8 3 0	JMC assy head (B) US		
2	2248F	KF 2 2 0 4 8 0	Bevel gear (Under shaft)	1/H	
3	2222F	KF 2 2 0 2 2 0	Under shaft metal (Rear)	1/H	
4	2229F	KF 2 2 0 2 9 0	Under shaft collar	1/H	
5	2221C	KC 2 2 0 2 1 0	Under shaft JM	1/H	
6	91207	A 9 0 1 2 0 0 7	Screw	2/H	
7	2223F	KF 2 2 0 2 3 0	Under shaft metal (Front)	1/H	
8	2513A01	MA 2 5 0 1 3 1	Needle plate	1/H	
9	2251A	MA 2 2 0 5 1 0	Bobbin case Fixing plate	1/H	
10	2255F	KF 2 2 0 5 5 0		1/H	
11	2548C01	KC 2 5 0 4 8 1		1/H	
12	2231F	KF 2 2 0 3 1 0	Bobbin case HSL-A-M1Q	1/H	
13	2547C01	KC 2 5 0 4 7 1	Bed cover	1/H	
14	91227	A 9 0 1 2 0 2 7	Hinge (TH-TM-72)(JMC-AT)	1/H	
15			Hex. socket set screw (SM1/4 40×5)		
16			Hex. socket bolt M8×20		
17			Hex. socket bolt M8×20		
18			Screw (SM15/84 28×10)		
19			Pan screw M3×5		
20			Screw (SM11/64 40×6)		
21			Screw (SM11/64 40×4.5)		
22			Set screw (SM11/64 40×4.5)		
23			Pan screw M3×5		

④ Top shaft. Vertical shaft



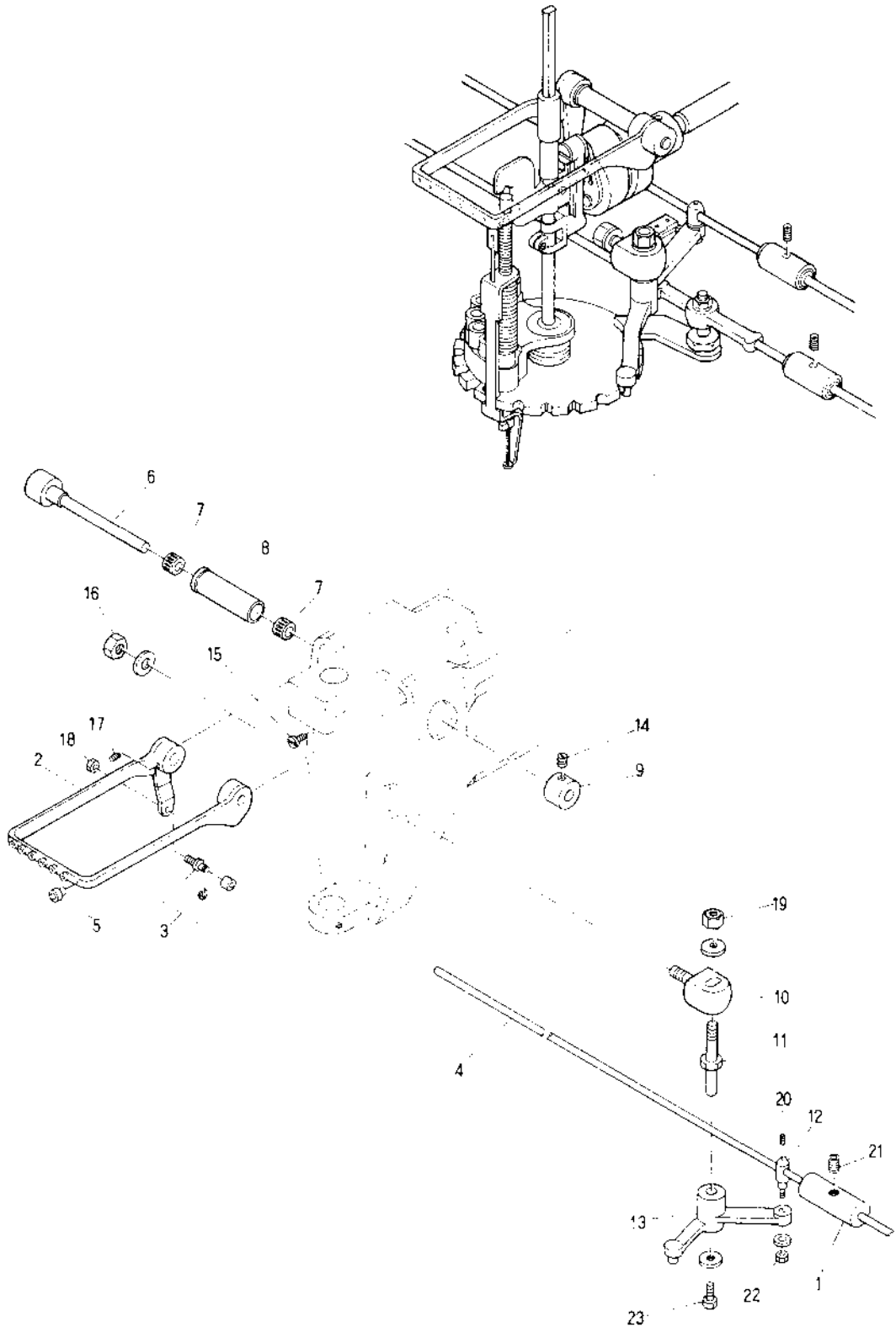
⑤ Needle bar-Take up lever mechanism I (5)



⑤ Needle bar▪ Take up lever mechanism I (5)

ITEM	PART No.	LIST No.	DESCRIPTION	Q'TY	REMARK
1	3381F01	KF 3 3 0 3 8 1	Lock bar hand grip	1	
2	2349T00	MT 2 3 0 4 9 0	Take up lever (speeds)	1/H	
3	2368F00	KF 2 3 0 5 3 0	Take up lever roller assy	1/H	
4	3341C	KF 2 3 0 5 4 0	Lock connecting rod	2	
5	2358F	KF 2 3 0 5 8 0	Ceramic thread guide	5/H	
6	2351F	KF 2 3 0 5 1 0	Take up lever shaft	1/H	
7	911B2	A 9 0 1 1 1 1 2	Needle gauge 1KG×11×8T2	2/H	
8	2352T00	MT 2 3 0 5 2 0	Take up lever bearing case	1/H	
9	2355F	KF 2 3 0 5 5 0	Take up lever shaft collar	1/H	
10	2365F	KF 2 3 0 6 5 0	Lock lever bracket	1/H	
11	2363F	KF 2 3 0 6 3 0	Lock lever shaft	1/H	
12	2364F	KF 2 3 0 6 4 0	Lock connection rod clamp	1/H	
13	2361G	KF 2 3 0 6 1 0	US Lock lever	1/H	
14			Set screw (SM1/4 40×6)		
15			Screw (SM11/84 40×10)		
16			Hex. nut M10		
17			Hex. socket set screw M5×6		
18			Hex. nut (SM7/32 28)		
19			Hex. nut M8		
20			Hex. socket set screw M4×5		
21			Hex. socket set screw M5×5		
22			Hex. nut M4		
23			Hex. bolt M5×15		

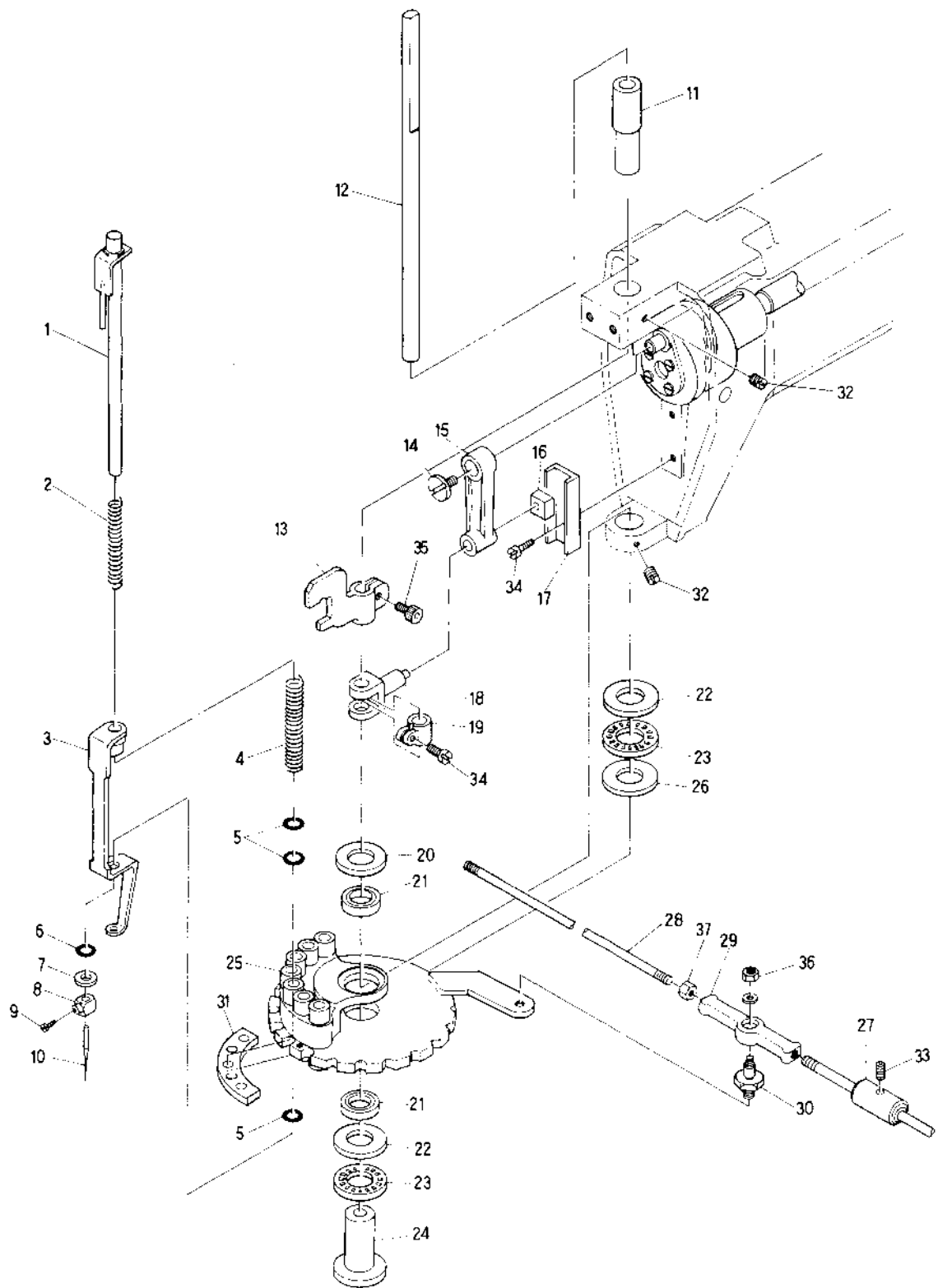
⑤ Needle bar-Take up lever mechanism I (7)



⑤ Needle bar • Take up lever mechanism I (7)

ITEM	PART No.	LIST No.	DESCRIPTION	Q'TY	REMARK
1	3338F01	KF 3 3 0 3 8 1	Lock bar hand grip	1	
2	2383T00	MT 2 3 0 8 3 0	Take up lever (7needles)	1/H	
3	2368F00	KF 2 3 0 5 3 0	Take up lever roller assy	1/H	
4	3341C	KC 3 3 0 4 1 0	Lock connecting rod	2	
5	2358F	KF 2 3 0 5 8 0	Ceramic thread guide	7/H	
6	2351F	KF 2 3 0 5 1 0	Take up lever shaft	1/H	
7	911B2	A 0 0 1 1 1 1 2	Needle gauge 1K6×11×8T2	2/H	
8	2352T00	MT 2 3 0 5 2 0	Take up lever bearing case	1/H	
9	2355F	KF 2 3 0 5 5 0	Take up lever shaft collar	1/H	
1 0	2365P	KF 2 3 0 6 5 0	Lock lever bracket	1/H	
1 1	2363F	KF 2 3 0 6 3 0	Lock lever shaft	1/H	
1 2	2364F	KF 2 3 0 6 4 0	Lock connection rod clamp	1/H	
1 3	2361G	KF 2 3 0 6 1 0	US Lock lever	1/H	
1 4			Set screw (SM1/4 40×6)		
1 5			Screw (SM11/64 40×10)		
1 6			Hex. nut M10		
1 7			Hex. socket set screw M5×8		
1 8			Hex. nut (SM7/32 28)		
1 9			Hex. nut M8		
2 0			Hex. socket set screw M4×5		
2 1			Hex. socket set screw M5×5		
2 2			Hex. nut M4		
2 3			Hex. bolt M5×15		

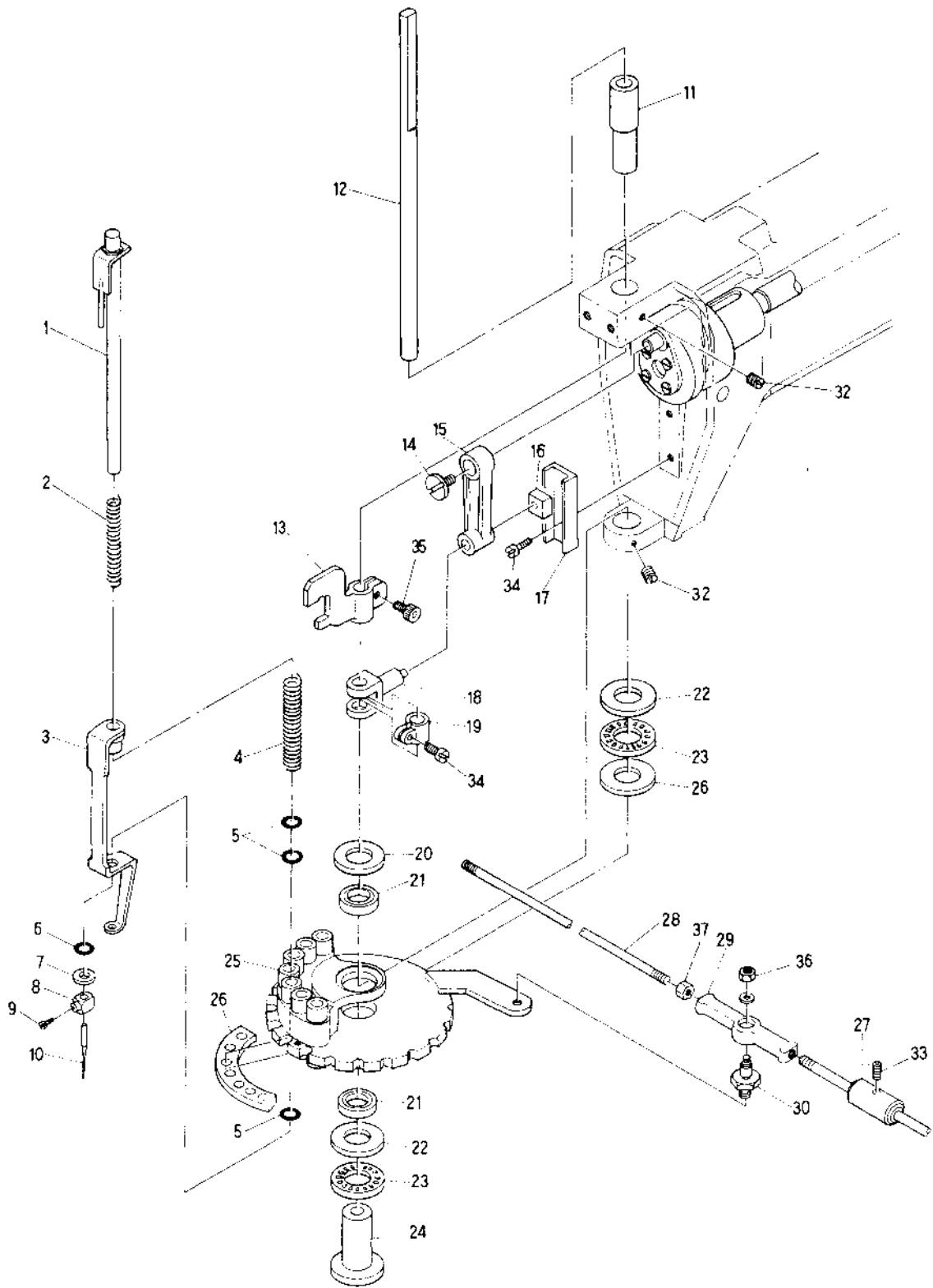
⑥ Needle bar-Take up lever mechanism II (5)



⑥ Needle bar Table up lever mechanism II (5)

ITEM	PART No.	LIST No.	DESCRIPTION	QTY	REMARK
1	2301F	KF230010	Needle bar assy	5/H	
2	2318F	KF230180	Needle bar spring (Upper)	5/H	
3	2302F	KF230020	Presser foot	5/H	
4	2321F	KF230210	Needle bar spring (Lower)	5/H	
5	2392F	KF230920	O-Ring (L)	5/H	
6	2391F	KF230910	O Ring (S)	5/H	
7	2393F	KF230930	Spacer	5/H	
8	2323F	KF230230	Needle clamp	5/H	
9	2324F	KF230240	Needle clamp screw (SM9/84)	5/H	
10	2325F	KF230250	Needle (DBXK5)	5/H	
11	2332F	KF230320	Driver shaft upper metal	1/H	
12	2331F	KF230310	Needle bar driver shaft	1/H	
13	2334F	KF230340	Needle bar driver	1/H	
14	2345F	KF230450	90° Clank screw	1/H	
15	2346F	KF230460	Clank	1/H	
16	2307P00	HP231370	Square ball	1/H	
17	2301P00	HP231310	Guide rail	1/H	
18	2309P00	HP231290	Needle bar driving fork	1/H	
19	2348F	KF230480	Needle shaft clamp	1/H	
20	2312F	KF230120	Sealing metal	1/H	
21	91009	A9010009	Bearing A2015	2/H	
22	91123	A9011023	Thrust bearing (GS 1528)	2/H	
23	91121	A9011021	Thrust bearing (NTB-1528)	2/H	
24	2333F	KF230330	Bearing shaft	1/H	
25	2309N01	KN231660	Turret plate (S)	1/H	
26	91122	A9011022	Thrust bearing (AS 1528)	1/H	
27	3338F01	KF330381	Lock bar hand grip	1	
28	3331C	KC330810520	Needle bar turret plate connecting rod L 470	1	
29	91205	A9012005	NMB RD4 0202N	1	
	91231	A9012001	NMB RD4 0202R	1	
	91233	A9012003	NMB RD4 0202L	1	
30	2338F	KF230360	Needle bar turret plate joint pin	1/H	
31	2309N00	KN231690	Needle bar turret plate felt (S)	1/H	
32			Set screw M6×6		
33			Hex. socket set screw M5×5		
34			Screw (SM9/64 40×8)		
35			Hex. socket bolt M4×8		
36			Hex. nut M4		
37			Hex. nut M5		

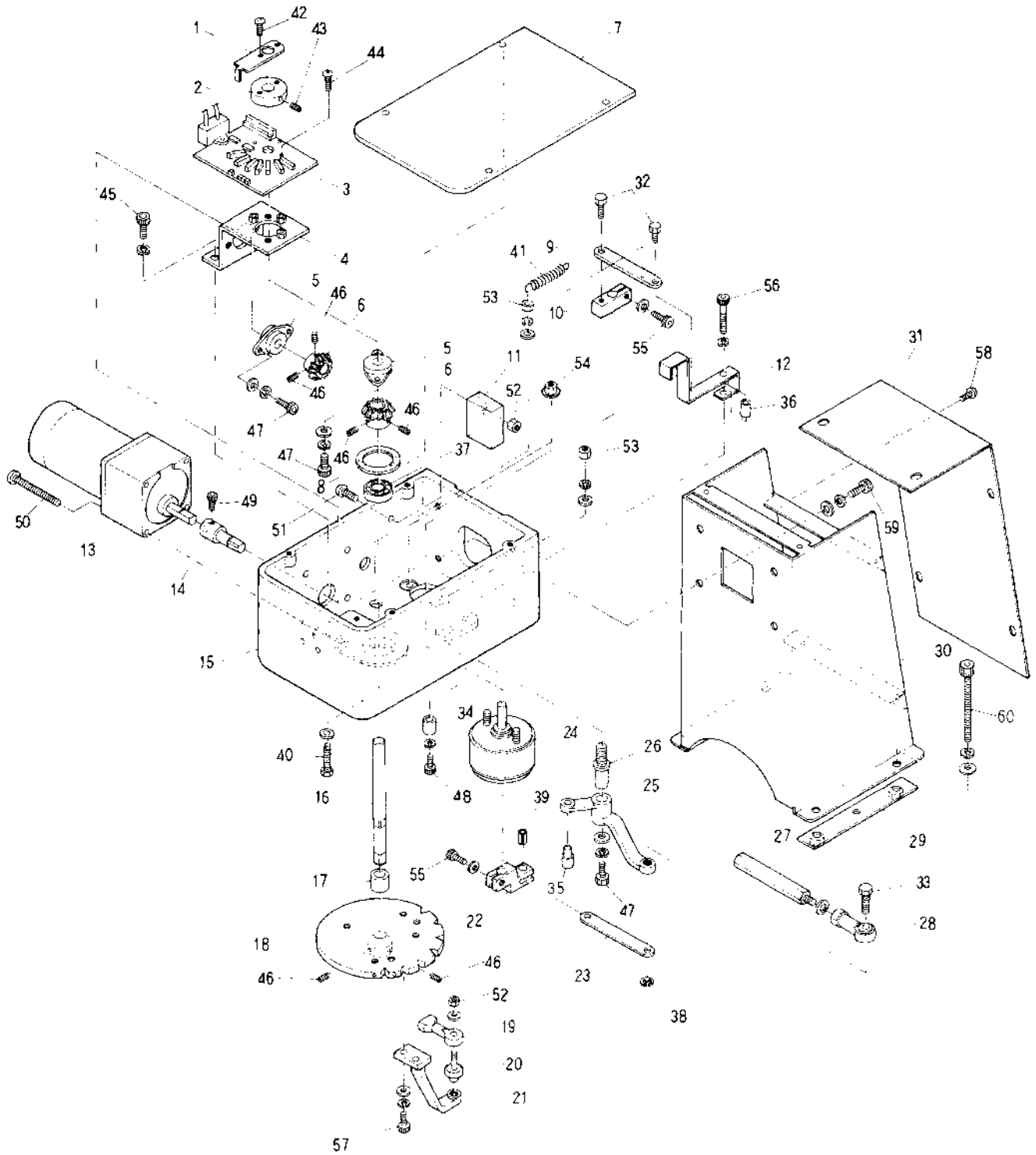
⑥ Needle bar-Take up lever mechanism II (7)



⑥ Needle bar Table up lever mechanism II (7)


ITEM	PART No.	LIST No.	DESCRIPTION	Q'TY	REMARK
1	2301F	KF230010	Needle bar assy	7/H	
2	2318F	KF230180	Needle bar spring (Upper)	7/H	
3	2302F	KG230020	Presser foot	7/H	
4	2321F	KF230210	Needle bar spring (Lower)	7/H	
5	2392F	KF230920	O-Ring (L)	21/H	
6	2391F	KF230910	O-Ring (S)	7/H	
7	2393F	KF230930	Specer	7/H	
8	2323F	KF230230	Needle clamp	7/H	
9	2324F	KF230240	Needle clamp screw (SM9/64)	7/H	
10	2325F	KF230250	Needle (DBXK5)	7/H	
11	2332F	KF230320	Driver shaft upper metal	1/H	
12	2331F	KF230310	Needle bar driver shaft	1/H	
13	2334C	KF230340	Needle bar driver	1/H	
14	2345F	KF230450	90° Clank screw	1/H	
15	2346F	KF230460	Clank	1/H	
16	23D7P00	HP231370	Square ball	1/H	
17	23D1PC0	HP231310	Guide rail	1/H	
18	23C9P0C	HP231290	Needle bar driving fork	1/H	
19	2348F	KF230480	Needle shaft clamp	1/H	
20	2312F	KF230120	Sealing metal	1/H	
21	91009	A9010009	Bearing A2015	2/H	
22	91123	A9011023	Thrust bearing (GS-1528)	2/H	
23	91121	A9011021	Thrust bearing (NTB-1528)	2/H	
24	2333F	KF230330	Bearing shaft	1/H	
25	23G7N01	KN231670	Turret plate	1/H	
26	91122	A9011022	Thrust bearing (AS 1528)	1/H	
27	2338F01	KF330381	Lock bar hand grip	1	
28	3331C	KC330310520	Needle bar turret plate connecting rod L=470	1	
29	91205	A9012005	NMB RD4 0202N	1	
	91201	A9012001	NMB RD4 0202R	1	
	91203	A9012003	NMB RD4 0202L	1	
30	2335F	KF230350	Needle bar turret plate joint pin	1/H	
31	23BCN0C	KN231700	Needle bar turret plate felt (9)	1/H	
32			Set screw M6×5		
33			Hex. socket set screw M5×5		
34			Screw (SM9/64) 40×8		
35			Hex. socket bolt M4×8		
36			Hex. nut M4		
37			Hex. nut M5		

⑦ Color change mechanism

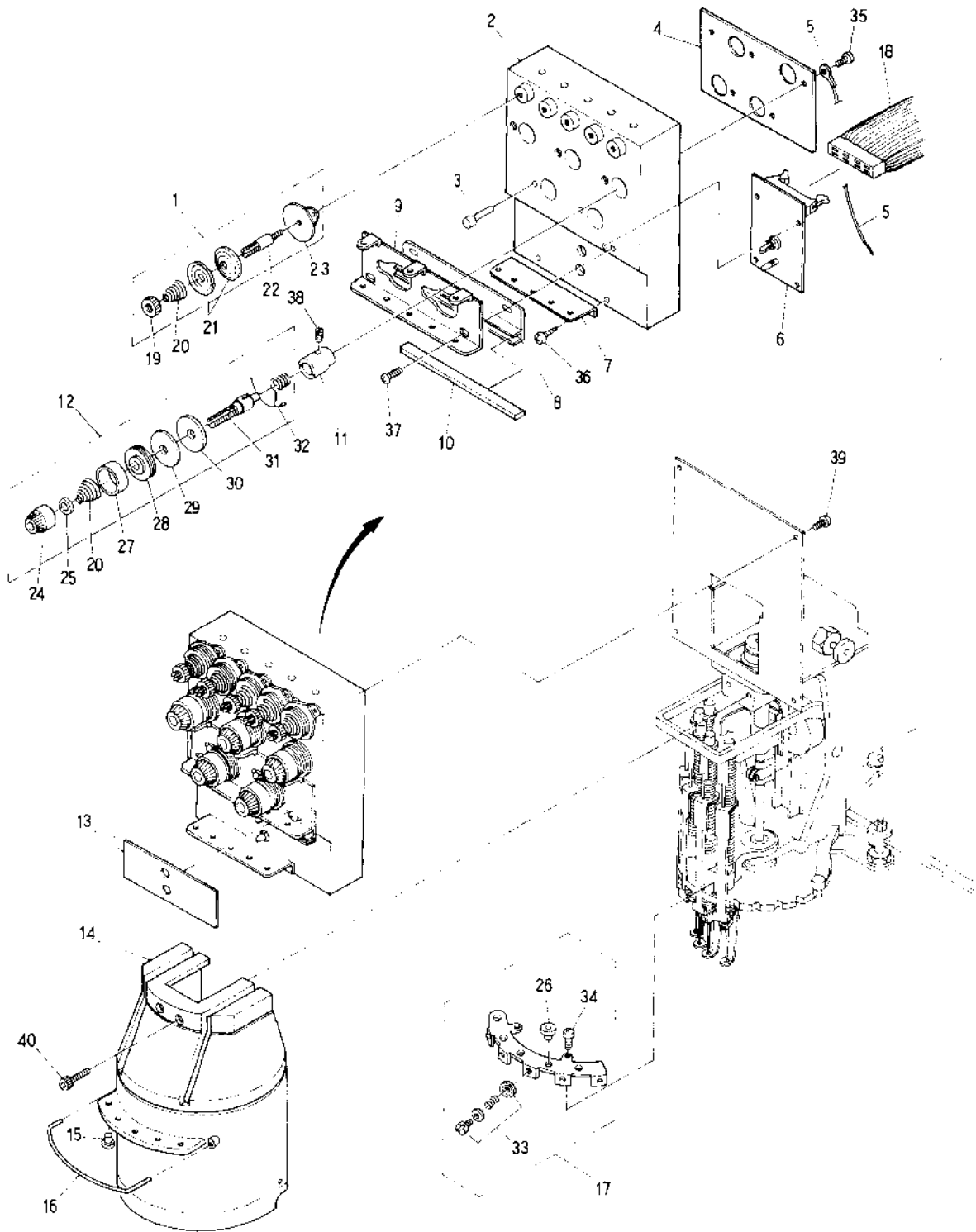


⑦ Color change mechanism

ITEM	PART No	LIST No	DESCRIPTION	Q'TY	REMARK
1	3328H01	HH330281	Detection plate	1	
2	3317C	KC330170	Plate collar	1	
3	55T0100	EBN00660	SDU color change board (7020-4100)	1	
4	33J1U00	KU331910	Turret drive base	1	
5	91149	A9011049	FYIL oilless pyro 80 (80FL 10)	2	
6	3362H	HH330620	IM25T straight miter bevel	2	
7	33H4U00	KU331740	Lock detection plate (Drive plate)	1	
8	912F0	A9012150	Trust washer (TW1530)	1	
9	33J4P00	HP331940	Lock detactive plate (Drive plate)	1	
10	33J6P00	HP331690	Lock detactive plate (Drive lever)	1	
11			Condenser (3381H accessory)	1	
12	33J3L00	KU331930	Lock detactive plate	1	
13	3381H	HH330810	Gear motor RM F6A5PC3-AS-180	1	
14	33F7P00	HP331570	Gear motor shaft	1	
15	33J0U00	KU331900	Turret control box	1	
16	33F8P00	HP331580	Needle turning shaft	1	
17	33F9P00	HP331590	Turn table adjusting collar	1	
18	3315G	KG330150	LS Control turning plate	1	
19	91201	A9012001	AMB RD4 G20R	1	
20	33G0P00	HP331660	Turret plate joint pin	1	
21	33F2P00	HP331520	Turret turn table lever	1	
22	33F5P00	HP331550	Lock solenoid lever	1	
23	33J4P00	HP331940	Lock detection plate (Drive plate)	1	
24	95611	A9056011	Rotary solenoid 6SR25 27X3.4.9	1	
25	33F3P01	HP331531	Turret lock lever	1	
26	2353F	KF230630	Lock lever shaft	1	
27	3351C	KC330510	Hex. connecting bar (L)	1	
28	91202	A9012002	AMB PR-6	1	
29	33H3L00	KU331730	Turret box stay fixing plate	2	
30	33H1U00	KU331710	Turret box fixing stay	1	
31	33H2U00	KU331720	Turret box fixing stay cover	1	
32	740F300	HQ741F30	Bell crank bolt	2	
33	33F5P00	HP331550	Lock lever pin	1	
34	3367H	HH330670	Stopper eccentric	1	
35	2352F	KF230620	lock lever roller	1	
36	33J5P00	HP331950	Lock detection plate (Turret shaft)	1	
37	91001	A9010001	Bearing (60CGzz)	1	
38	91255	A9012055	E ring φ4	1	
39	912E3	A9012143	Spring φ6 L-12	1	
40	33H5U00	KU331750	Lock sub spring pin	1	
41	33H6U00	KU331760	lock sub spring	1	
42			Screw M3×6		
43			Hex. socket set screw M5×8		
44			Screw M3×4		
45			Hex. socket bolt M6×12		



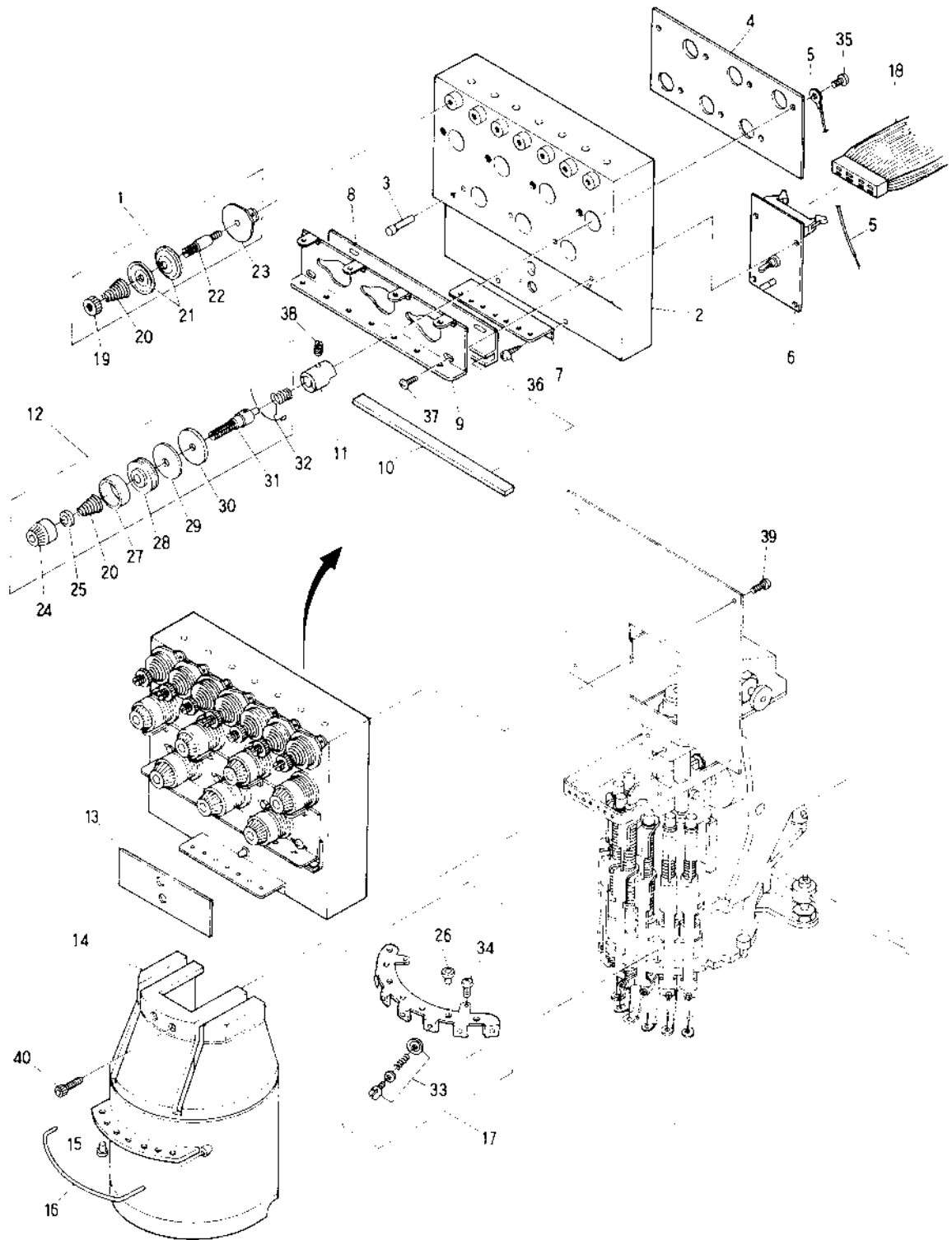
⑧ Thread guide mechanism (5)



⑧ Thread guide mechanism (5)

ITEM	PART No.	LIST No.	DESCRIPTION	Q'TY	REMARK
1	24A2G	HG 2 4 1 0 2 0	Upper tension unit complete US	5/H	
2	24B1P00	HP 2 4 1 1 1 0	Tension base (5)	1/H	
3	24B6P00	HP 2 4 1 1 6 0	Upper thread detection pin	5/H	
4	24D7P01	HP 2 4 1 3 7 1	Tension earth plate (5)	1/H	
5	24D9P00	HP 2 4 1 3 9 0	Tension earth cable	5/H	
6	55T0090	EBN 0 0 6 5 0	Thread cutting detection board (7020 4200)	1/H	
7	24B9P00	HP 2 4 1 1 9 0	Second thread guide plate (5)	1/H	
8	24E5P00	HP 2 4 1 4 5 0	Thread guide felt fixing plate (5)	1/H	
9	24B7P00	HP 2 4 1 1 7 0	First thread guide (5)	1/B	
10	24E7P00	HP 2 4 1 4 7 0	Thread guide felt (5)	1/H	
11	24B5P0C	HP 2 4 1 1 5 0	Tension base (with screw)	5/H	
12	24E1P00	HP 2 4 1 4 1 0	Dial type tension unit complete	5/H	
13	24E0P00	HP 2 4 1 4 0 0	Tension base ravel	1/H	
14	2562P00	HP 2 5 0 6 2 0	Sewing head cover (5)	1/H	
15	2493F	KF 2 4 0 9 3 0	Thread guide (ceramic) $\phi 11$	5/H	
16	2558P01	HP 2 5 0 5 8 1	Sewing head cover thread guide	1/H	
17	2535P00	HP 2 5 0 0 5 0	Thread end trap unit assy (UF)	1/H	
18	5141U00	KU 5 1 0 4 1 0	Flat cable AT-706 (S 2500 \times 1100 \times 6)	1	
19	2471F	KF 2 4 0 7 1 0	Tension nut	5/H	
20	2436H	HH 2 4 0 3 6 0	Tension spring	10/H	
21	2425G01	KG 2 4 0 2 5 1	Tension plate	10/H	
22	2416F	KF 2 4 0 1 6 0	Tension bar	5/H	
23	2422G	KG 2 4 0 2 2 0	Tension unit thread guide US	5/H	
24	2470F	KF 2 4 0 7 0 0	Tension dial	5/H	
25	2478F	KF 2 4 0 7 8 0	Ratchet washer	5/H	
26	2491F	KF 2 4 0 9 1 0	Thread guide (ceramic) $\phi 8$	5/H	
27	2476F	KF 2 4 0 7 6 0	Tension cover	5/H	
28	2428F	KF 2 4 0 2 8 0	Tension Turning plate	5/H	
29	2474F	KF 2 4 0 7 4 0	Felt plate	5/H	
30	2475F	KF 2 4 0 7 5 0	Tension plate	5/H	
31	2417F	KF 2 4 0 1 7 0	Tension bar	5/H	
32	2482N00	KN 2 4 0 8 2 0	Spring (SWP 0.45)	5/H	
33	2520F	KF 2 5 0 2 0 0	Plate set	5/H	
34			Pan screw SM0/64 40 \times 10		
35			Pan screw M3 \times 4		
36			Screw M3.5 \times 8		
37			Screw M4 \times 6		
38			Set screw SM1/64 40 \times 6		
39			Pan screw M4 \times 10		
40			Hex. socket bolt M5 \times 15		

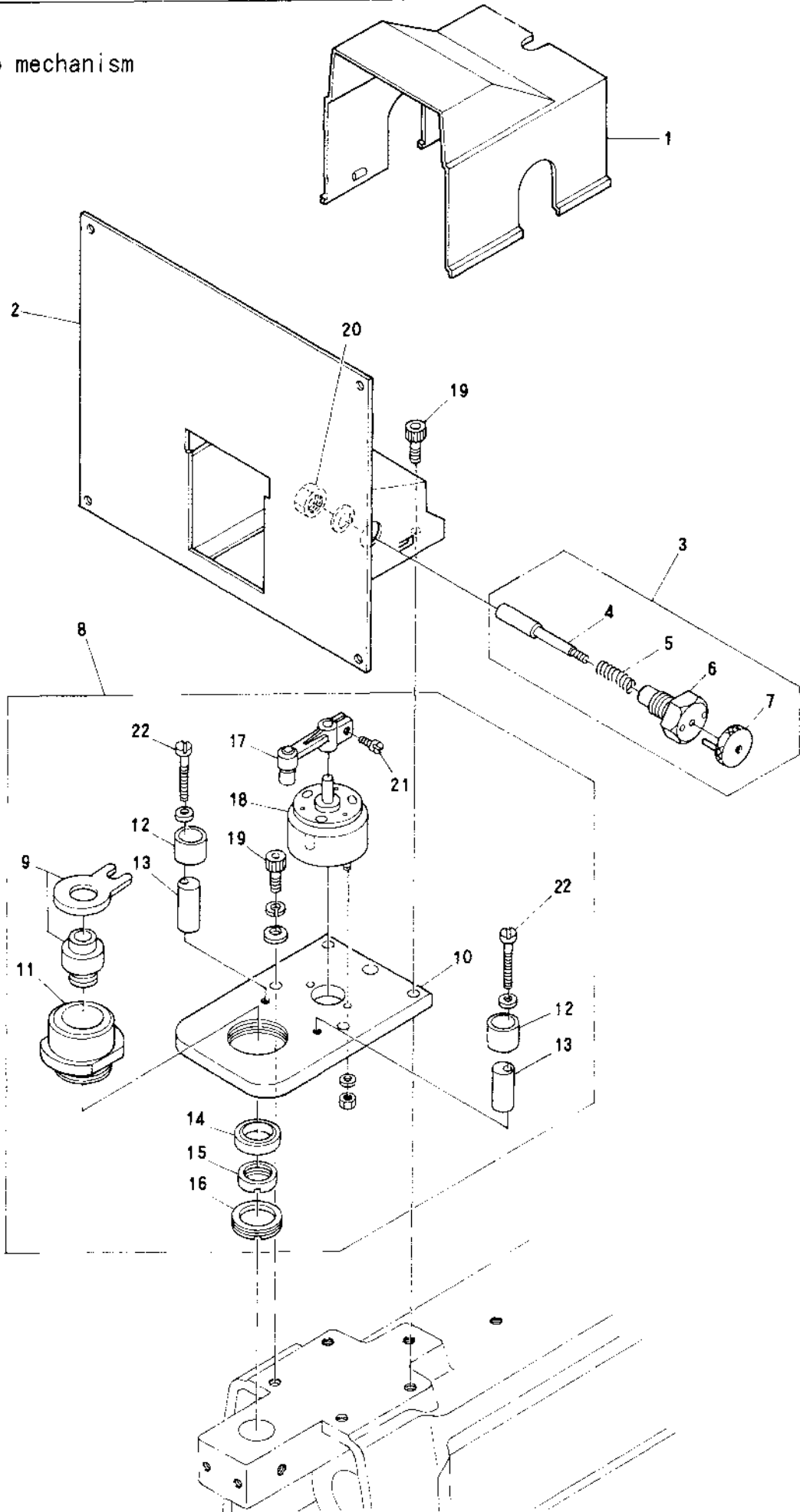
⑧ Thread guide mechanism (7)



⑧ Thread guide mechanism(7)

ITEM	PART No.	LIST No.	DESCRIPTION	QTY	REMARK
1	24A2G	HG 2 4 1 0 2 0	Upper tension unit complete	7/H	
2	24B2P00	HP 2 4 1 1 2 0	Tension base (7)	1/H	
3	24B6P00	HP 2 4 1 1 6 0	Upper thread detection pin	7/H	
4	24D8P01	HP 2 4 1 3 8 1	Tension earth plate (7)	1/H	
5	24D9P00	HP 2 4 1 3 9 0	Tension earth cable	7/H	
6	55TCC90	EBN 0 0 6 5 0	Thread cutting detection board (7020-4200)	1/H	
7	24C0P00	HP 2 4 1 2 0 0	Second thread guide plate (7)	1/H	
8	24E6P00	HP 2 4 1 4 6 0	Thread guide felt fixing plate (7)	1/H	
9	24B8P00	HP 2 4 1 1 8 0	First thread guide (7)	1/H	
10	24E8P00	HP 2 4 1 4 8 0	Thread guide felt (7)	1/H	
11	24B5P00	HP 2 4 1 1 5 0	Tension base (with screw)	7/H	
12	24E1P00	HP 2 4 1 1 1 0	Dial type tension unit complete	7/H	
13	24E0P00	HP 2 4 1 1 0 0	Tension base ravel	1/H	
14	2563P00	HP 2 5 0 6 3 0	Sewing head cover (7)	1/H	
15	2493F	KF 2 4 0 9 3 0	Thread guide (ceramic) $\phi 11$	7/H	
16	2558P01	HP 2 5 0 5 8 1	Sewing head cover thread guide	1/H	
17	2501G	HP 2 5 0 0 1 0	Thread end trap unit assy (UF)	1/H	
18	5141G00	KU 5 1 0 4 1 0	Flat cable AT 706 S 2500 \times 1100 \times 6	1	
19	2471F	KF 2 4 0 7 1 0	Tension nut	7/H	
20	2436H	HH 2 4 0 3 6 0	Tension spring	14/H	
21	2425G01	KG 2 4 0 2 5 1	Tension plate US	14/H	
22	2416F	KF 2 4 0 1 6 0	Tension bar	7/H	
23	2422G	KG 2 4 0 2 2 0	Tension unit thread guide (US)	7/H	
24	2170F	KF 2 4 0 7 0 0	Tension dial	7/H	
25	2478F	KF 2 4 0 7 8 9	Ratchet washer	7/H	
26	2491F	KF 2 4 0 9 1 0	Thread guide (ceramic) $\phi 8$	7/H	
27	2476F	KF 2 4 0 7 6 0	Tension cover	7/H	
28	2128F	KF 2 4 0 2 8 0	Tension Turning plate	7/H	
29	2474F	KF 2 4 0 7 4 0	Felt plate	7/H	
30	2475F	KF 2 4 0 7 5 0	Tension plate	7/H	
31	2417F	KF 2 4 0 1 7 0	Tension bar	7/H	
32	2482N00	KN 2 4 0 8 2 0	Spring SWP C.45	7/H	
33	2520F	KF 2 5 0 2 0 0	Plate set	7/H	
34			Pan screw (SM9.54 40 \times 10)		
35			Pan screw M3 \times 4		
36			Screw M3.5 \times 8		
37			Screw M4 \times 6		
38			Set screw (SM11.64 40 \times 6)		
39			Pan screw M4 \times 10		
40			Hex. socket bolt M5 \times 10		

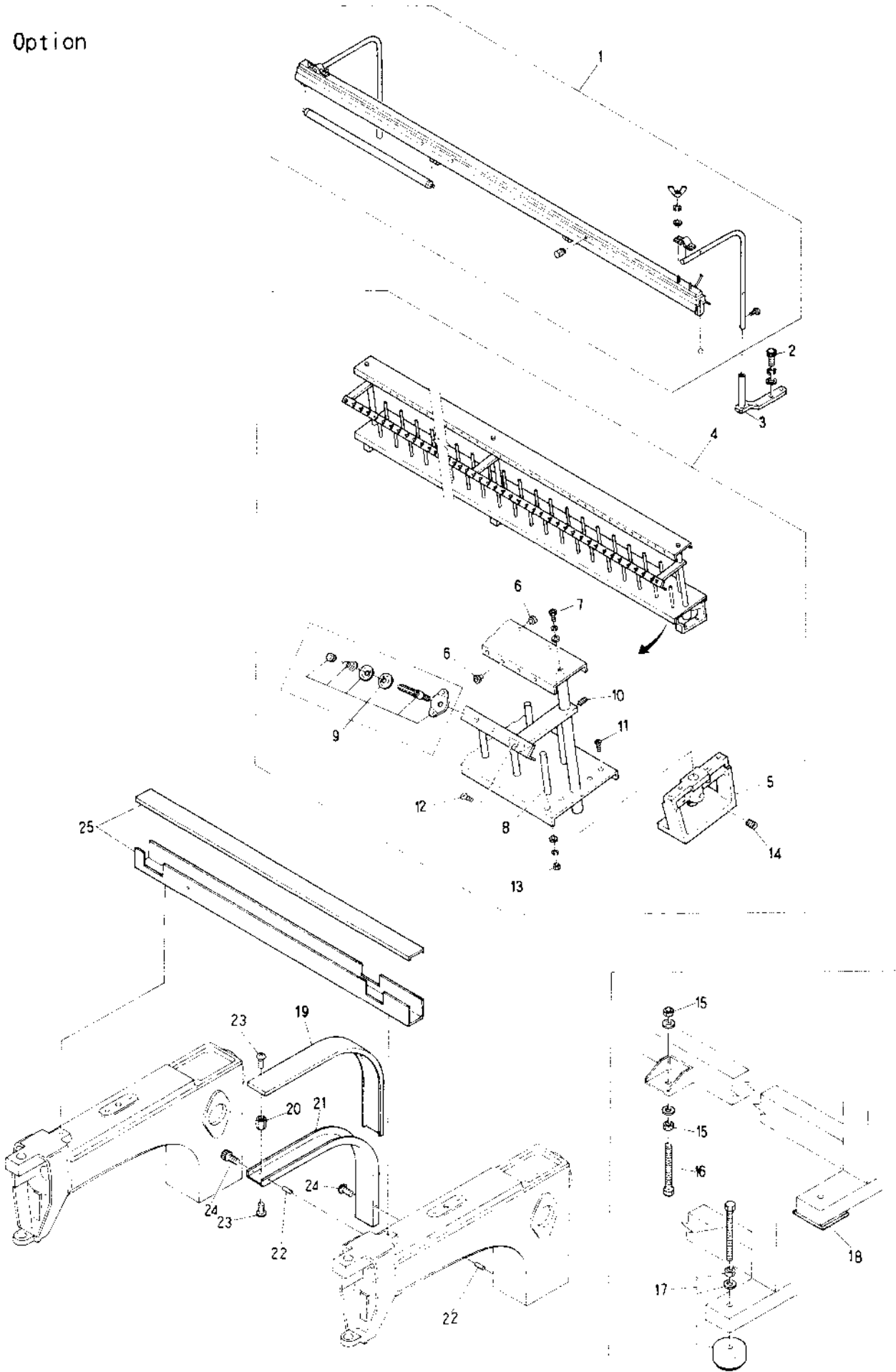
⑨ Jamp mechanism



⑨ Jamp mechanism

ITEM	PART No.	LIST No.	DESCRIPTION	QTY	REMARK
1	24C1P00	HP 2 4 1 2 1 0	Tension cable cover	1/H	
2	24B3P00	HP 2 4 1 1 3 0	Tension base (5)	1/H	
	24B4P00	HP 2 4 1 1 4 0	Tension base (7)	1/H	
3	2403F	KF 2 4 0 0 3 0	Canceling pin assy	1/H	
4	2453F	KF 2 4 0 5 3 0	Canceling pin	1/H	
5	2456F	KF 2 4 0 5 6 0	Spring	1/H	
6	2455F	KF 2 4 0 5 5 0	Bolt	1/H	
7	2452F	KF 2 4 0 5 2 0	Canceling knob	1/H	
8	2419P00	HP 2 4 0 1 9 0	Jamming set	1/H	
9	2420F00	KF 2 4 0 2 0 0	Rotor lever set	1/H	
10	23D3P00	KF 2 4 0 4 4 0	Solenoid base	1/H	
11	2445F	KF 2 4 0 4 5 0	Rotor case	1/H	
12	2449F	KF 2 4 0 4 9 0	Stopper eccentric cover	2/H	
13	2448F	KF 2 4 0 4 8 0	Stopper eccentric	2/H	
14	91009	A 9 0 1 0 0 0 9	Bearing A2015	1/H	
15	2447F	KF 2 4 0 4 7 0	Ring nut (S)	1/H	
16	2446F	KF 2 4 0 4 6 0	Ring nut (L)	1/H	
17	2442F	KF 2 4 0 4 2 0	Rotor lever	1/H	
18	2461F	KF 2 4 0 6 1 0	Rotary solenoid (3ER25-35)	1/H	
19			Hex. socket bolt M5×15		
20			Hex. nut M12		
21			Screw SM9/64 40×8		
22			Screw M1×25		

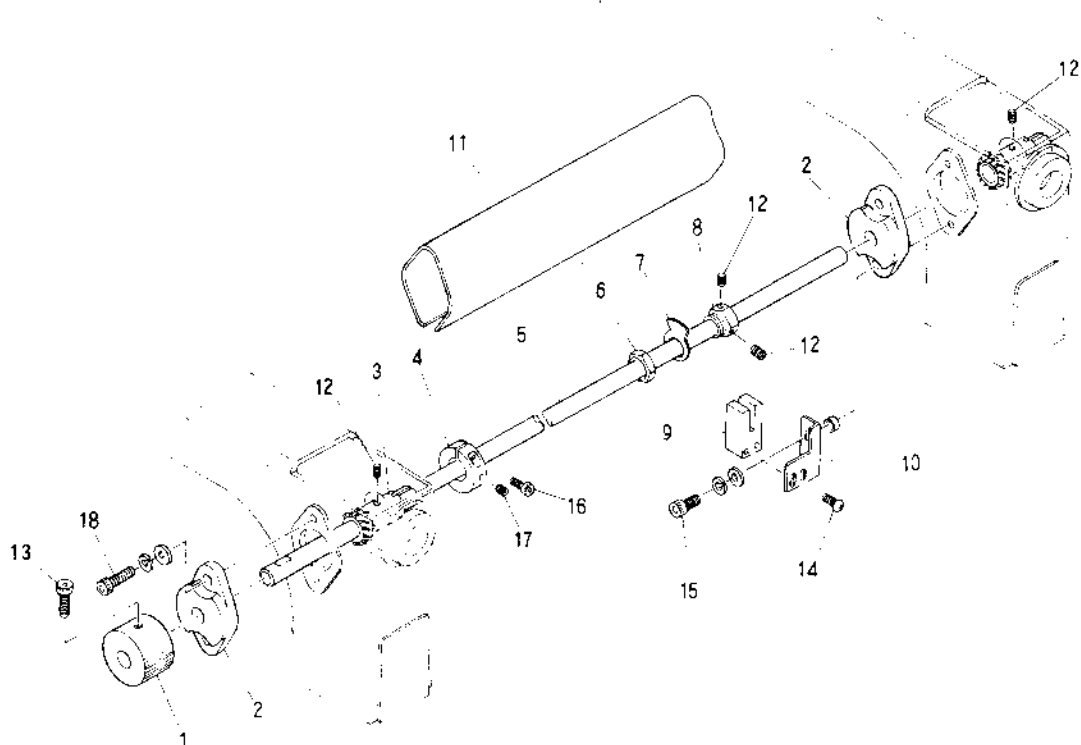
⑩ Option



⑩ Option (※Change the PART NO. by machine type) H=Head O'ty

ITEM	PART No.	LIST No.	DESCRIPTION	QTY	REMARK
1	7130F	KF 7 1 0 3 0 0	LRP 4012K 15/18LG	1	
2		KF 7 1 0 1 1 0	Hex. socket bolt M8×45		
3	7116G01	KF 7 1 0 1 6 1		2	
4	7138A	MA 7 1 0 3 8 0	Thread stand (AT-106-P520)	1	※
5	7179P00	HP 7 1 0 7 9 0	Thread stand base	R 1 L 1	
6	2490F00	KF 2 4 0 9 0 0	Thread guide ceramic		
7	7126HJ	KC 7 1 0 2 6 0	Hex. socket bolt M6×15		
8	7125F	KF 7 1 0 2 8 0	Thread stand bar		
9	24A3G01	KG 2 4 1 0 3 1	Thread stand tension unit complete		
10	2471F	KF 2 4 0 7 1 0	Hex. socket set screw M6×8		
11	2436H	HH 2 4 0 3 5 0	Screw M4×12		
12	2425G01	KG 2 4 0 2 5 1	Screw M5×6		
13	2416F	KF 2 4 0 1 6 0	Hex. nut M5		
14	2421G01	KG 2 4 0 2 1 1	Hex. socket screw M5×8		
15			Hex. nut M16		
16	1292H	HH 1 2 0 9 2 0	Center mount bolt	4	
17	1197C	KC 1 1 0 9 7 0	Machine base pad P1012(100×100)	4	For interior
18	1290H	HH 1 2 0 9 0 0	Mount set 140×70	4	For export
19	5168T00	MT 5 1 0 5 8 0	Cable duct N04 cover	1	
20	5179TCC	MT 5 1 0 7 9 0	Cable duct nut	2	
21	5167TCC	MT 5 1 0 6 7 0	Cable duct N04	1	
22	912K2	A 0 0 1 2 2 0 2	Spacer 6×11	2	
23			Screw M4×6		
24			Hex. socket bolt M4×15		
25	5157N00	KN 5 1 0 5 7 0	Cable duct	1	

⑪ Connecting rod mechanism

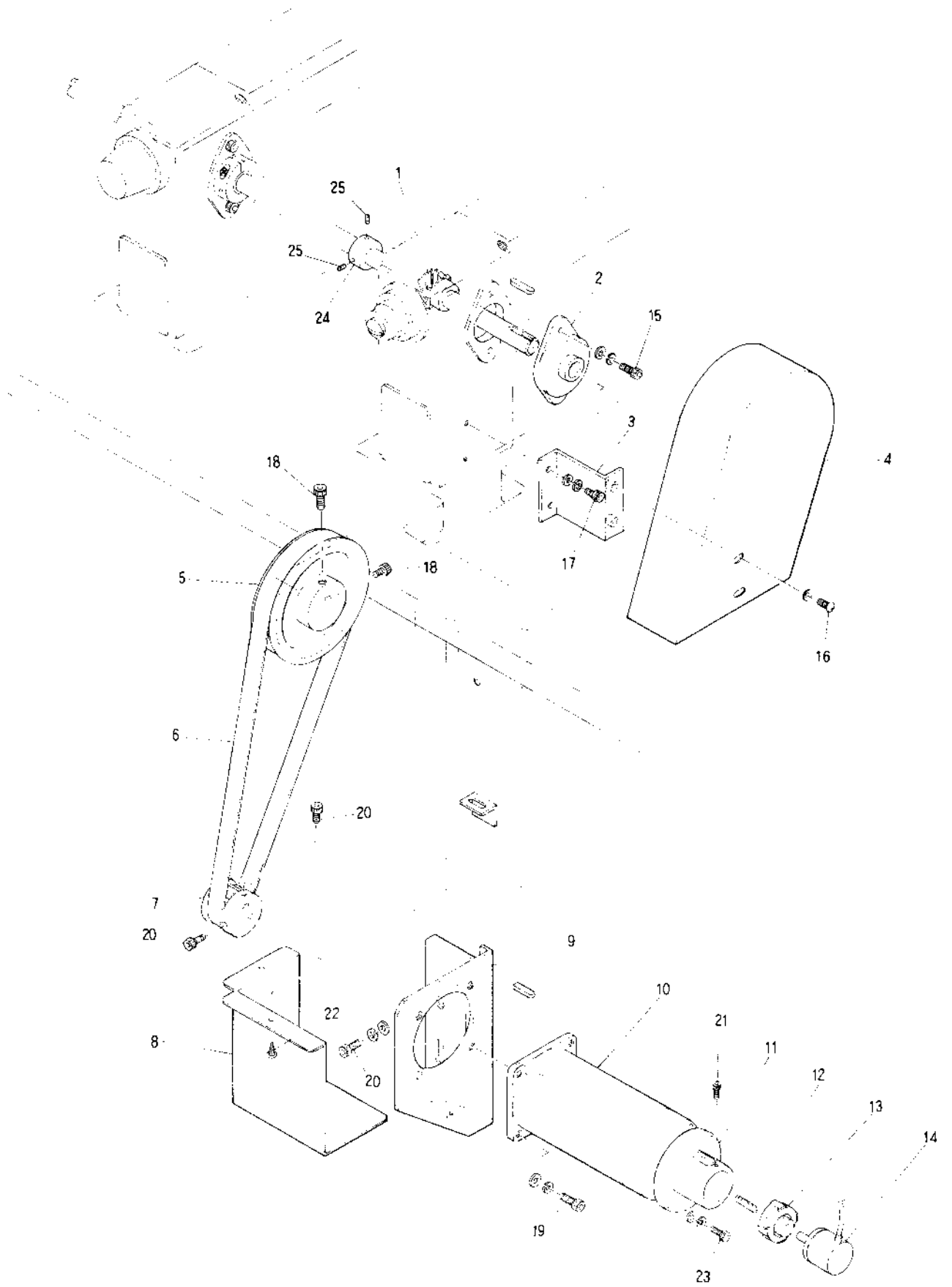


① Connecting rod mechanism

Head 0'ty=H

ITEM	PART No.	LIST No.	DESCRIPTION	Q'TY	REMARK
1	3259C	KC320590	Hand pulley	1	
2	3204F	KF320640	Connecting bearing cover assy		
3	3251F	KF320510	Connecting gear (L)		H-1
4	3252F	KF320520	Connecting gear clamp		H-1
5	31R7U01	KU312771	Driving shaft (AT 704,706,708)	1	
6	5418F	KF540180	Detection plate nut	1	
7	5416U00	KU540160	Lower thread detection plate	1	
8	5417F	KF540170	Detection plate screw	1	
9	5435F	KF540350	TLPP-24	1	
10	3116U00	KU310160	Main shaft origin point sensor bracket	1	
11	3231C	KC320310520	Connecting shaft cover L-435		H-1
12			Hex. socket set screw M6×6		
13			Hex. socket bolt M6×12		
14			Screw M4×10		
15			Hex. socket bolt M6×40		
16			Hex. socket bolt M6×22		
17			Hex. socket set screw M6×10		
18			Hex. socket bolt M6×25		

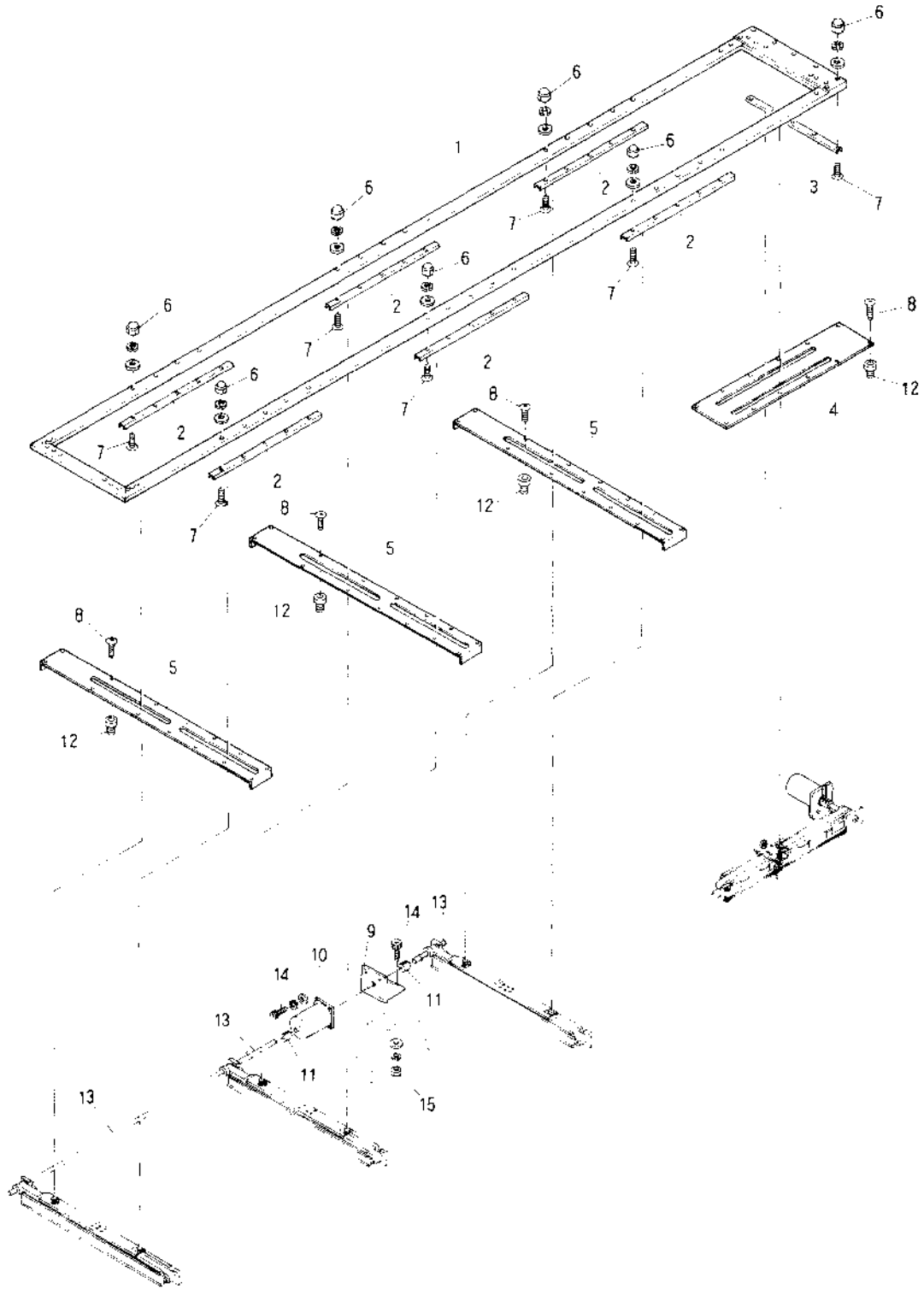
⑫ Drive mechanism



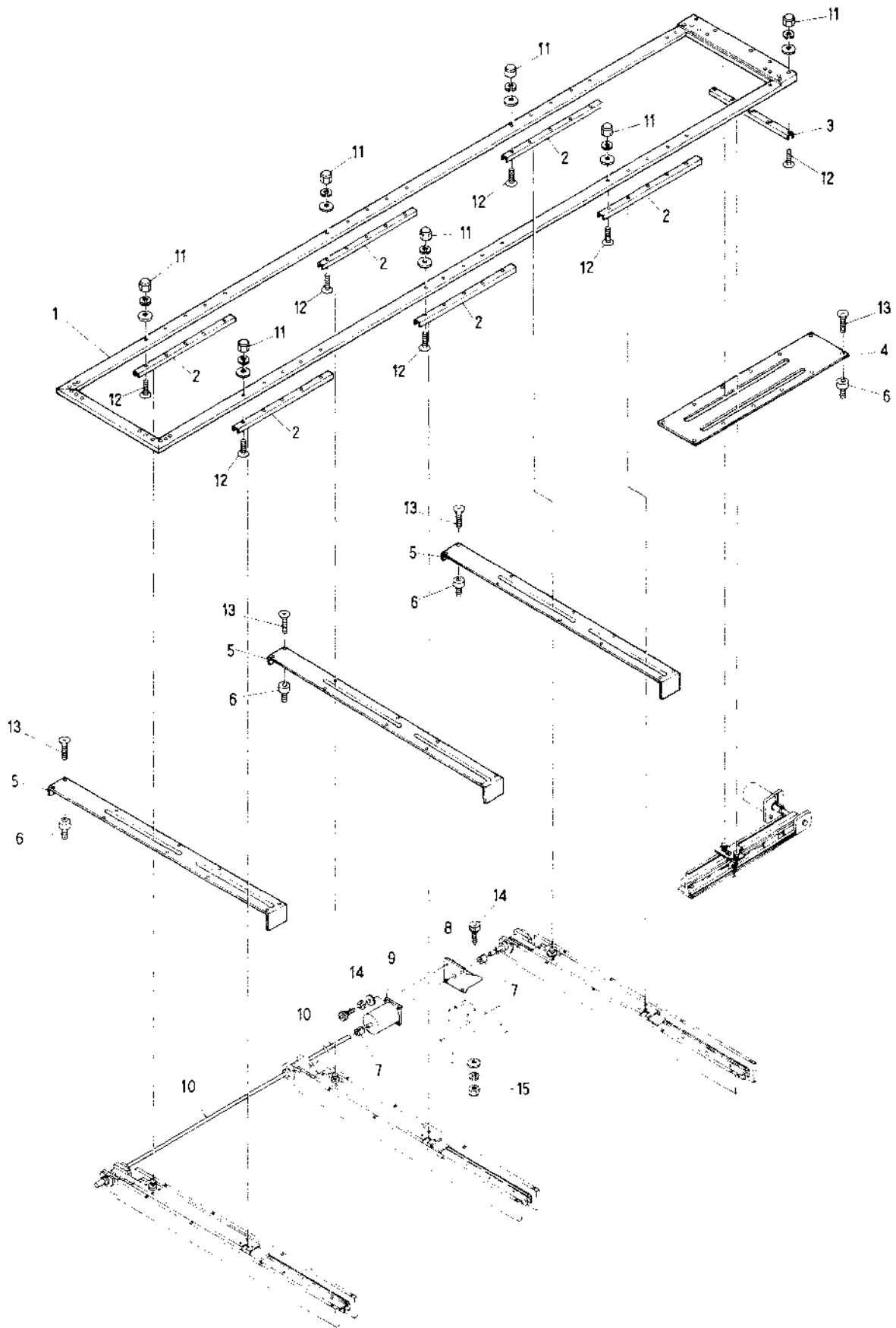
⑫ Drive mechanism

ITEM	PART No.	LIST No.	DESCRIPTION	QTY	REMARK
1	3253F	KF320530	Connecting gear (M)	1	
2	91142	A9011042	FYH BLF2C2	1	
3	31R5U00	KU312750	Belt cover fixing bracket	1	
4	31R4U00	KU312740	Belt cover	1	
5	31R3U00	KU312730	Timing pulley (P78-5M2-20-6F)	1	
6	920A6	A9020106	Timing Belt 870-5M2-20(75174)	1	
7	31R2U00	KU312720	Motor pulley (P26-5M2-20-6F)	1	
8	3115U00	KU310150	Pulley cover (AT-704,706)	1	
9	3108U01	KU310081	Motor base (AT-706,708)	1	
	3107U01	KF310071	Motor base (AT-704)	1	
10	3113U00	KU310130	DC motor (DTM-70150(706))	1	
	3113T00	MT310130	DC motor (DTM-52700(704,702))	1	
11	31DET00	MT314420	Encoder fixing collar	1	
12	31DBT00	MT314410	Encoder shaft	1	
13	5121C	KC510240	ML 27 C Rateral coupling	1	
14	5121T0C	MT510210	Position coder (LBJ 007 600)	1	
15			Hex. socket bolt M6×30		
16			Screw M4×8		
17			Hex. socket bolt M4×10		
18			Hex. socket bolt M6×20		
19			Hex. socket bolt M6×20		
20			Hex. socket bolt M6×15		
21			Hex. socket bolt M3×12		
22			Screw M4×8		
23			Hex. socket bolt M4×12		
24	3291F	KF320910	15φ Collar	1	
25			Hex. socket set screw M5×6		

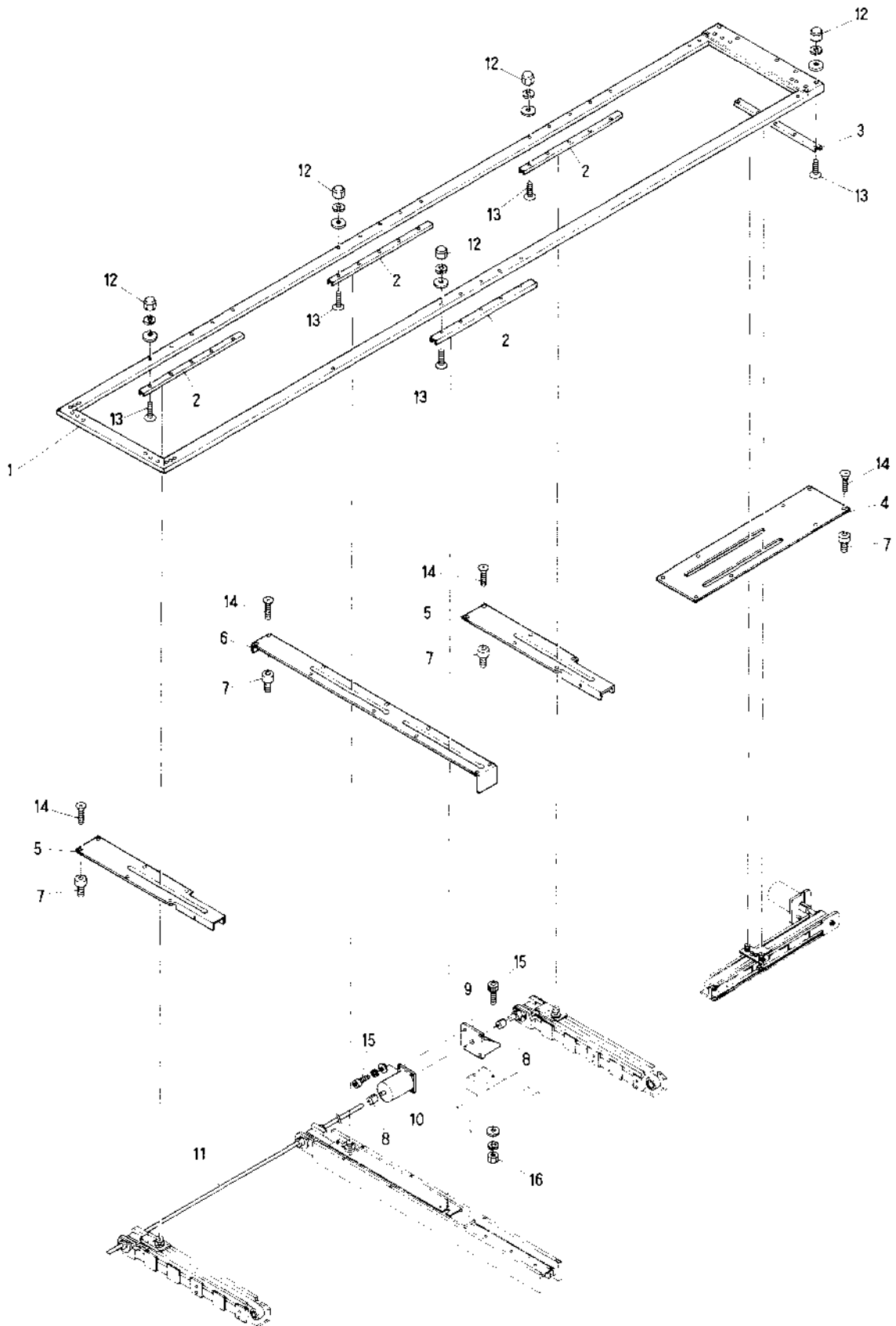
13 Pantograph drive mechanism I (BEAT-706) 320×520



⑬ Pantograph drive mechanism I (BEAT-706) 320×450



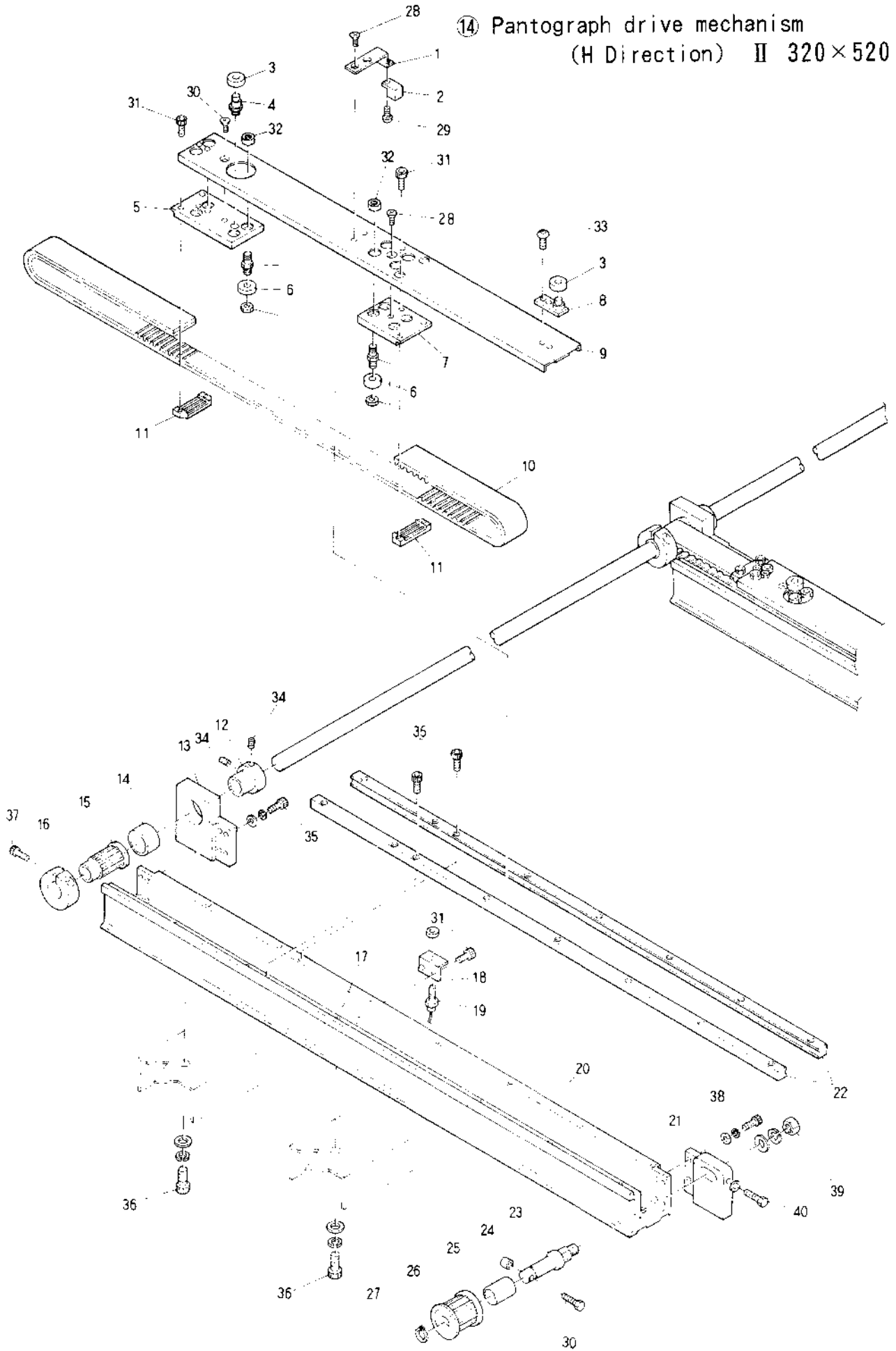
⑬ Pantograph drive mechanism I (BEAT-706) 320×350



(13) Pantograph drive mechanism I (BEAT-706) 320×350

ITEM	PART No.	LIST No.	DESCRIPTION	QTY	REMARK
1	4506A	MA450660	Pantograph frame assy	1	
2	4840N00	KN480400	Guide rail (B-470L)	4	
3	4835C	KC480350	Guide rail (470L)	1	
4	481600C	KU480160	V guide cover (350)	1	
5	4805C	KC481250	H guide cover	2	
6	4806C	KC481260	H guide cover	1	
7			Nut M4		
8	48J3H01	HH481931	Pulse motor coupling	1	
9	4715U01	KU470151	H pulse motor bracket	1	
10	4711L00	KU470110	Pulse motor (103-8932-0111)	1	
11	4971L00	KU490710	H pulse motor connecting shaft (BEAT 706)	1	
	4972L00	KU490720	H pulse motor connecting shaft (AT-704,706)	1	
12			Cap nut M4		
13			Flush screw M4×12		
14			Flush screw M4×6		
15			Hex. socket bolt M6×22		
16			Hex. nut M6		

⑭ Pantograph drive mechanism
 (H Direction) II 320×520

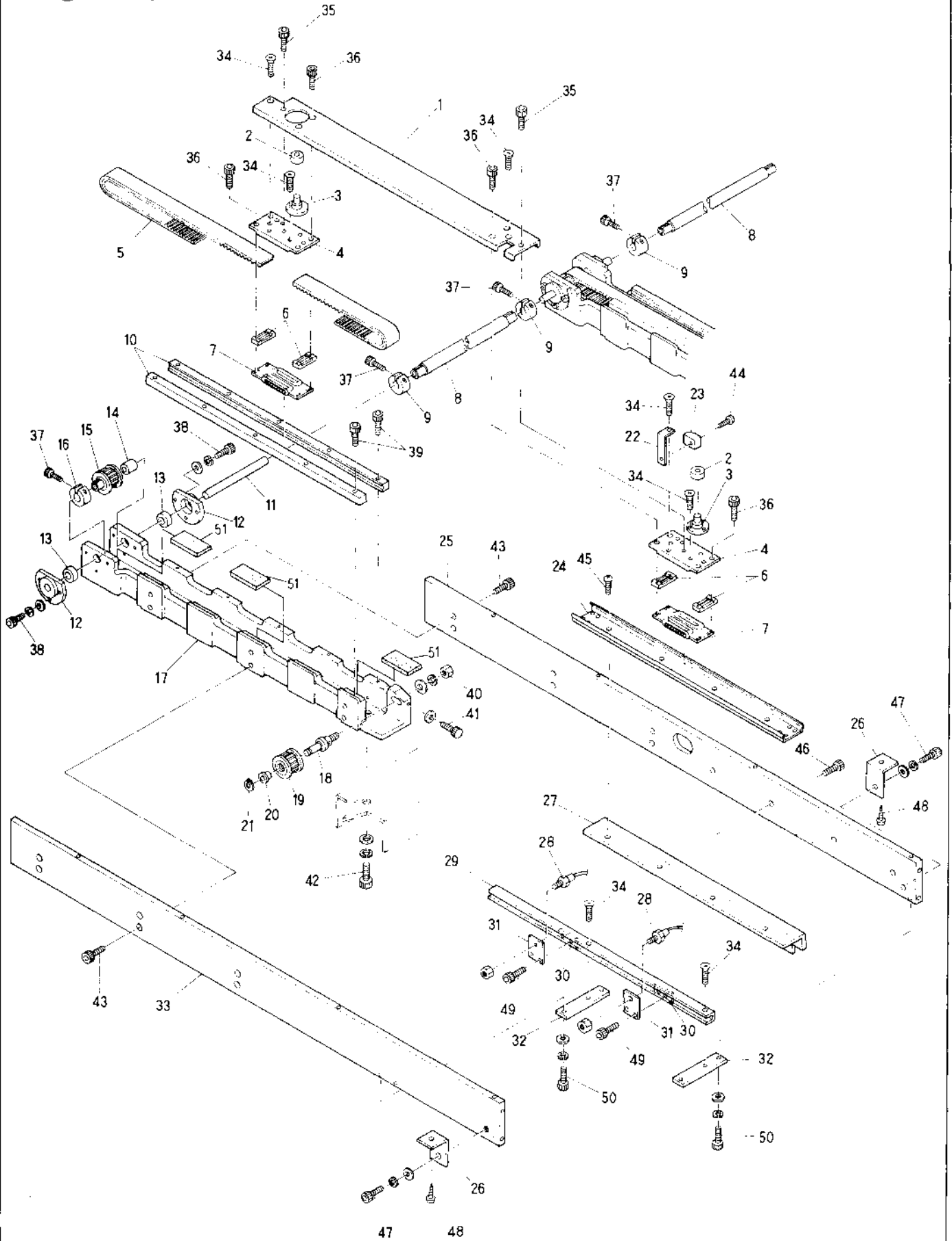


⑭ Pantograph drive mechanism (H Direction) II

320×520


ITEM	PART No.	LIST No.	DESCRIPTION	QTY	REMARK
1	463CC2	KU460342	H pantograph magnet bracket	1	
2	95226	A9052026	Magnet M-102	1	
3	91006	A9010006	Bearing (625zz)(1650)	704 706 708	4
	91006	A9010006	Bearing (625zz)(1650)	706 708	6
4	48S3P00	HP482830	Bearing pin		
5	48S7H00	KN482870	H roller base (Rear)		
6	48T5P00	HP482950	Roller pin assy A		
7	48S8X00	KN482880	H roller base (Front)		
8	48S3P01	HP482831	Bearing pin		
9	48Y4U00	KU483440	H member connecting channel (BEAT)		
10	62C98	A9020098	Timing belt 3CCS5M2900		
11	48T4P00	HP482940	Timing belt rack (5M)		
12	48J7H	HH481970	Pulse motor connecting shaft collar		
13	48K1N00	KN482010	H guide rear pulley bracket		
14	91153	A9011063	Needle bearing TLA 2016		
15	48T9P00	HP482990	Pantograph driving pulley (Rear) S5M		
16	48J8H	HH481980	Clamping φ19		
17	4627U00	KU460270	Plate nut M3		
18	4624T00	MT460240	RS-001 Bracket (V)		
19	95224	A9052024	Switch RS-001		
20	48Y0N00	KN483400	H guide rail base (BESR)		
21	48K0N00	KN482000	H guide front pulley bracket		
22	48Y5X00	KN483450	V guide rail (L=660)		
23	48J9H01	HH481991	Timing pulley shaft		
24	48L1H	HH482110	Timing pulley shaft hold cap		
25	91176	A9011079	Needle bearing TA-1225		
26	48T8P00	HP482980	Pantograph driving pulley (Front) S5M		
27	91252	A9012052	E-ring φ10		
28			Flush screw M4×6		
29			Screw M3×6		
30			Hex. bolt M4×40		
31			Hex. socket bolt M3×6		
32			Hex. nut M5		
33			Button bolt		
34			Hex. socket set screw M5×8		
35			Hex. socket bolt M4×15		
36			Hex. socket bolt M8×20		
37			Hex. socket bolt M5×20		
38			Hex. socket bolt M4×18		
39			Hex. nut M8		
40			Hex. bolt M4×35		

⑭ Pantograph drive mechanism (H Direction) II 320×450・320×350

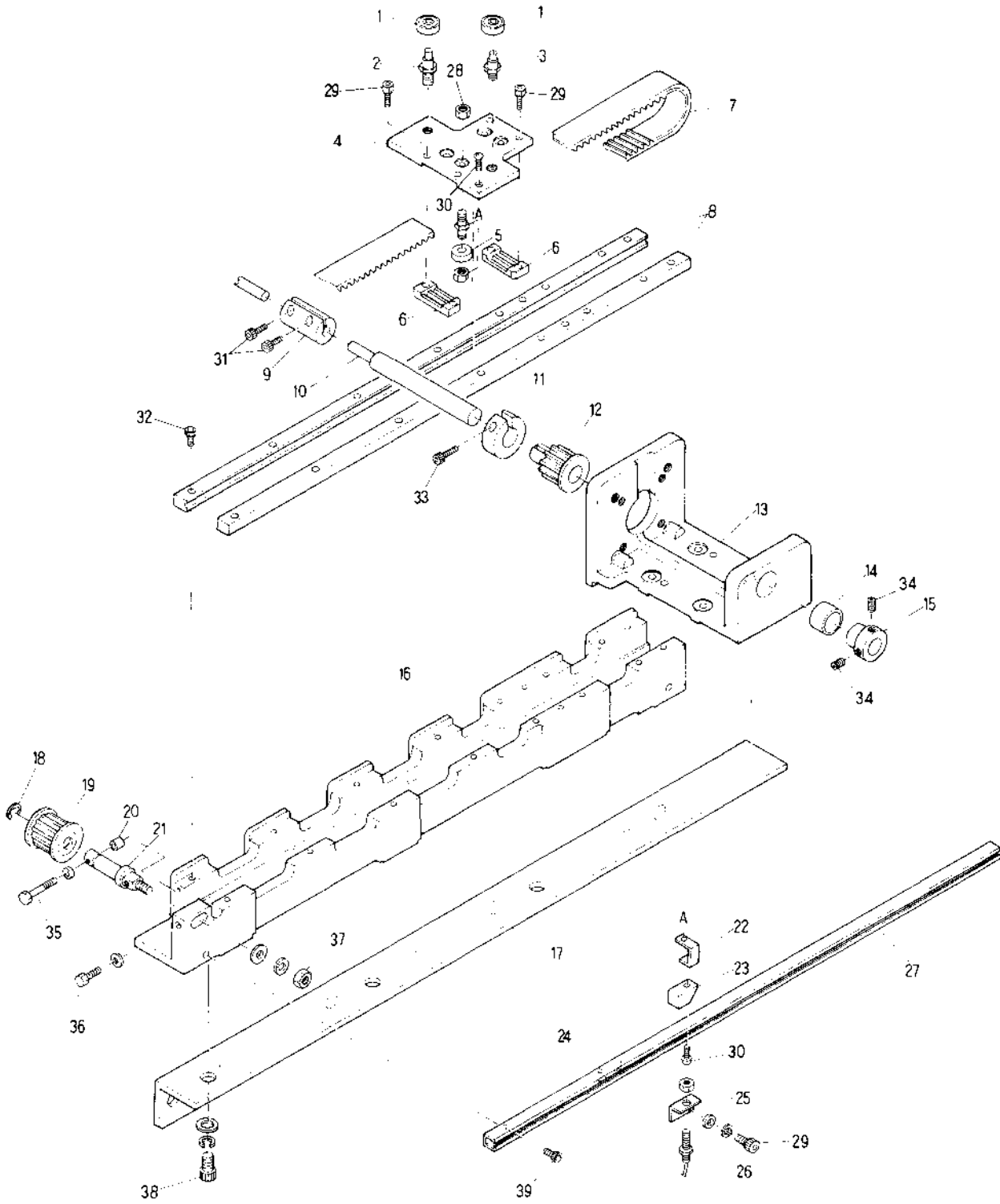


⑭ Pantograph drive mechanism (H Direction) II 320×450-320×350

ITEM	PART No.	LIST No.	DESCRIPTION	QTY	REMARK
1	4824C	KC 4 8 0 2 4 0	H member connectins channel HJ	1	
2	910C6	A 9 0 1 0 0 0 6	Bearing (625zz)(1850)	2	
3	4826C	KC 4 8 0 2 6 0	Bearing shaft	2	
4	4821C	KC 4 8 0 2 1 0	H slide pack base	2	
5	48A3H	HH 4 8 1 0 3 0	Timing belt T5-20-243	1	
6	4765C	KC 4 7 0 6 5 0	Timing belt rack	4	
7	4831H	HH 4 8 0 3 1 0	Slide pack (FBW3590)	2	
8			H pulse motor connecting shaft set		
9	4718H	HH 4 7 0 1 8 0	clamp (φ12)		
10	4833C	KC 4 8 0 3 3 0	V guide rail S55C (430L)	2	
11	4764C	KC 4 7 0 6 4 0	Timing belt shaft(15CL)		
	4759C	KC 4 7 0 5 9 0	Timing belt shaft(13CL)		
12	4769N00	KN 4 7 0 6 9 0	Bearing housing	2	
13	91101	A 9 0 1 1 0 0 1	Bearing (JBS 108)	2	
14	4762C	KC 4 7 0 6 2 0	Timing pulley adjust collar	1	
15	4752C	KC 4 7 0 5 2 0	Timing pulley (ML 3208-T5 16T)	1	
16	4719C	KC 4 7 0 1 9 0	Clamp (φ13)	1	
17	4879N00	KN 4 8 0 7 9 0	H guide rail base	1	
18	4827C	KC 4 8 0 2 7 0	Timing pulley shaft (Front)	1	
19	4754C	KC 4 7 0 5 4 0	Timing pulley	1	
20	4811H	HH 4 8 0 4 1 0	Timing pulley shaft bush	1	
21	91252	A 9 0 1 2 0 5 2	E-Ring (φ10)	1	
22	4837U02	KU 4 6 0 3 7 2	H pantograph origin point magnet bracket	1	
23	96226	A 9 0 5 2 0 2 6	Magnet M-102	1	
24	4833C	KC 4 8 0 3 3 0	V guide rail S55C (430L)	1	
25	48C3C	KC 4 8 1 2 3 0	H center guide cover R (JRC)	1	
26	463C	KC 1 4 0 6 3 0	Table adjust plate	2	
27	48C1C	KC 4 8 1 2 4 0	H center guide rail base (JM-C)	1	
28	95224	A 9 0 5 2 0 2 4	Switch RS-001	2	
29	4639L00	KU 4 6 0 3 9 0	H pantograph origin point rail(H center front)	1	
30	4627L00	KU 4 6 0 2 7 0	Plate ant (M3)	2	
31	4838L00	KU 4 6 0 3 8 0	RS-001 Bracket (H center front)	2	
32	48C8C01	KU 4 8 1 2 8 1	H center guide	2	
33	48D6C	KC 4 8 1 3 6 0	H center guide side cover (L)	1	
34			Screw M4×3		
35			Hex. socket bolt M4×8		
36			Hex. socket bolt M3×12		
37			Hex. socket bolt M5×15		
38			Hex. socket bolt M4×20		
39			Hex. socket bolt M4×15		
40			Hex. nut M8		
41			Hex. bolt M4×25		
42			Hex. socket bolt M8×20		
43			Hex. socket bolt M6×18		
44			Truss screw M3×6		



⑮ Pantograph drive mechanism (V Direction) III 320×520

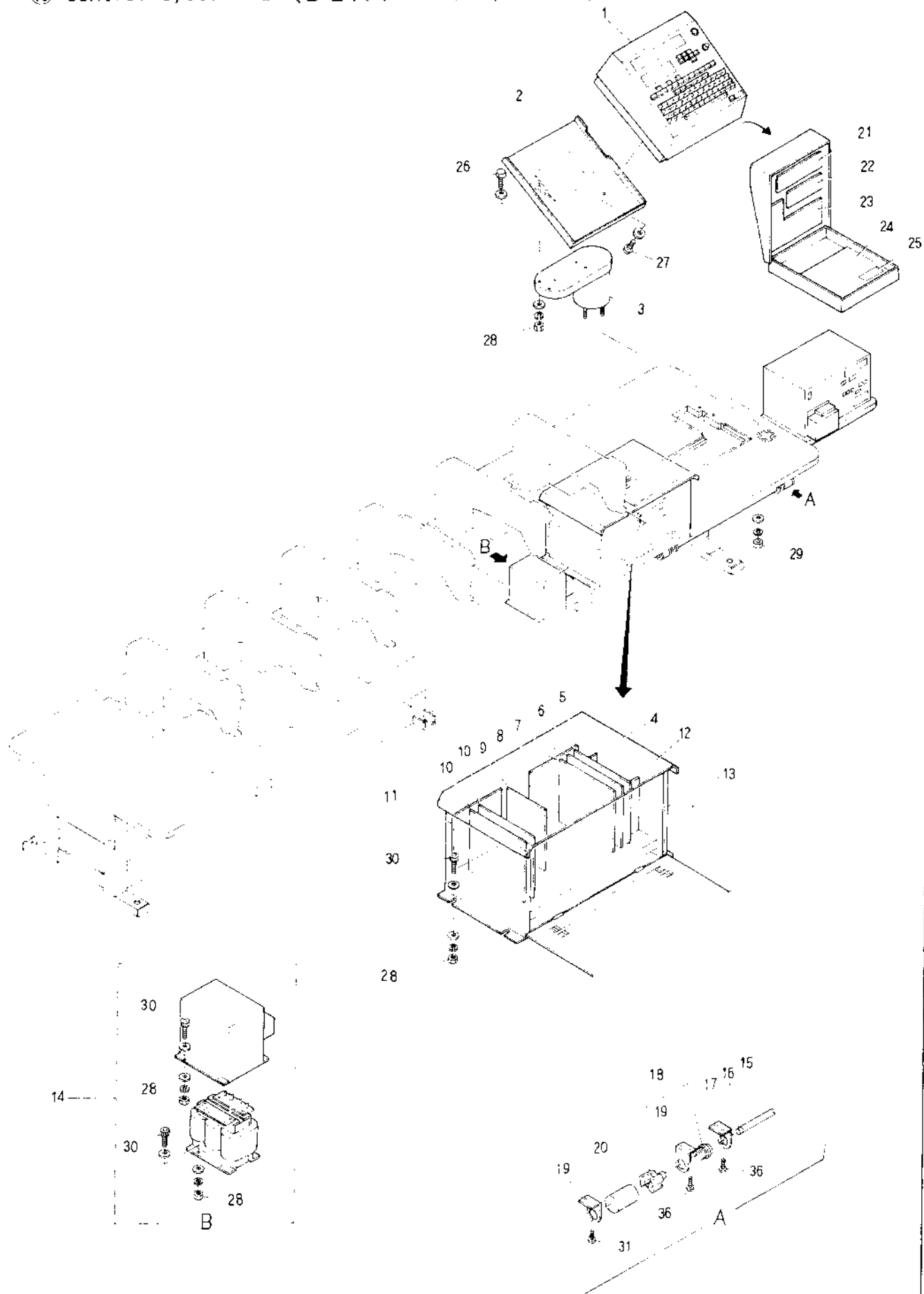


15 Pantograph drive mechanism (V Direction) III

320×520

ITEM	PART No.	LIST No.	DESCRIPTION	QTY	REMARK
1	91006	A 9 0 1 0 0 0 6	Bearing .625zz(1650)	2	
2	48V1P00	HP 4 8 3 1 1 0	Bearing pin B	1	
3	48S3P00	HP 4 8 2 8 3 0	Bearing pin	1	
4	48V8L00	KU 4 8 3 1 8 0	V roller base (5M-30)	1	
5	48T5P00	HP 4 8 2 1 8 0	Roller pin assy A	4	
6	48T4P00	HP 4 8 2 9 4 0	Timing belt rack (5M)	2	
7	92098	A 9 0 2 0 0 9 8	Timing belt 300S5M2000	1	
8	48T1PC0	HP 4 8 2 9 1 0	V guide rail (L-1060)	2	
9	48J3H01	HH 4 8 1 9 3 1	Pulse motor coupling (704,706)	1	
10	4918U00	KU 4 9 0 1 8 0	V timing belt shaft (A1704,706,708)	1	
11	48J8H	HH 4 8 1 9 8 0	Clamping φ19	1	
12	48T9P00	HP 4 8 2 9 9 0	Pantograph driving pulley (Rear) S5M	1	
13	4710U00	KU 4 7 0 1 0 0	V pulse motor bracket	1	
14	91163	A 9 0 1 1 0 6 3	Needle bearing TEA 2016	1	
15	48J7H	HH 4 8 1 9 7 0	Pulse motor connecting shaft collar	1	
16	4813L00	KU 4 8 0 1 3 0	V guide rail base	1	
17	4740U00	KU 4 7 0 4 0 0	V guide rail base bracket (520)	1	
18	91252	A 9 0 1 2 0 5 2	E-ring φ10	1	
19	48T8P00	HP 4 8 2 9 8 0	Pantograph driving pulley (Front) S5M	1	
20	48L1H	HH 4 8 2 1 1 0	Timing pulley shaft bolt cap	1	
21	48J9H01	HH 4 8 1 9 9 1	Timing pulley shaft	1	
22	4832U01	KU 4 6 0 3 2 1	V pantograph origin point magnet bracket	1	
23	95226	A 9 0 5 2 0 2 6	Magnet M 102)	1	
24	4527U00	KU 4 6 0 2 7 0	Plate nut M3	1	
25	4624T00	MT 4 6 0 2 4 0	RS-001 bracket (V)	2	
26	95224	A 9 0 5 2 0 2 4	Switch RS-001	2	
27	4656U0K	KU 4 6 0 3 6 0	V pantograph origin point rail	1	
28			Hex. nut M5		
29			Hex. socket bolt M3×6		
30			Screw M3×0		
31			Hex. socket bolt M5×20		
32			Hex. socket bolt M4×15		
33			Hex. socket bolt M5×15		
34			Hex. socket set screw M5×8		
35			Hex. bolt M3×40		
36			Hex. bolt M4×25		
37			Hex. nut M8		
38			Hex. socket bolt M8×20		
39			Hex. socket bolt M4×8		

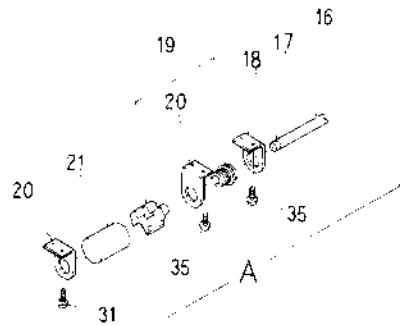
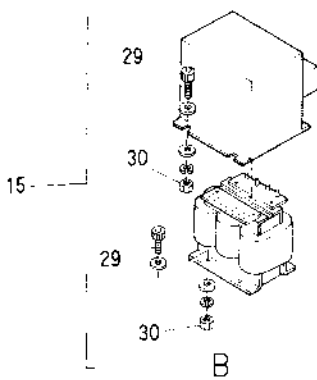
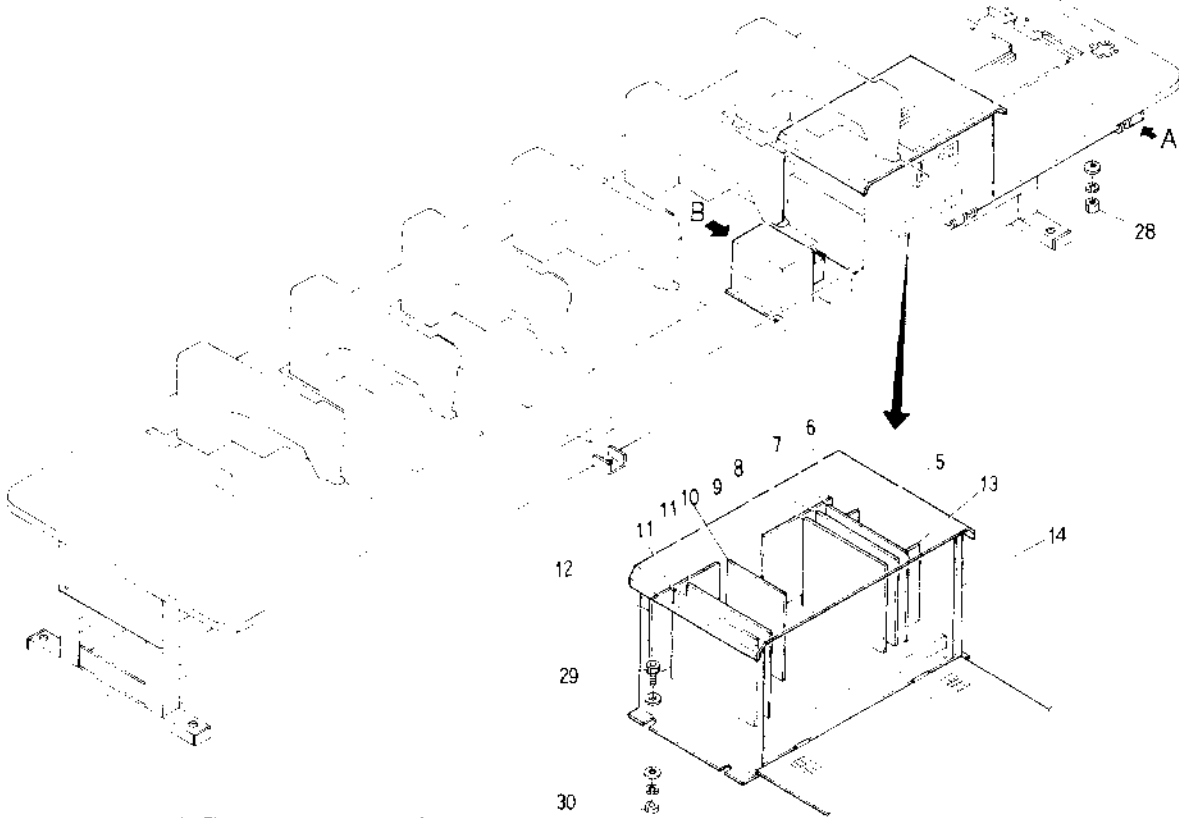
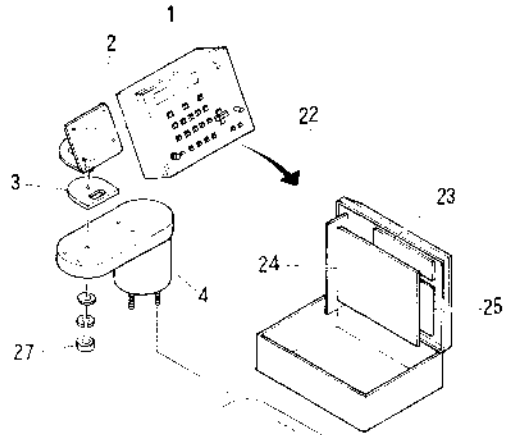
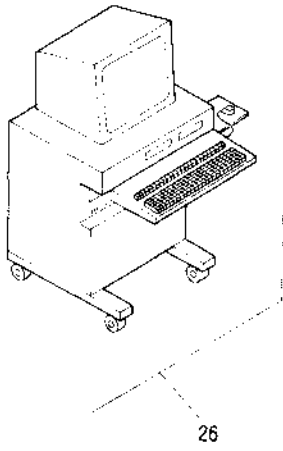
⑩ Control system I (BEAT-708, 706, 704)



⑩ Control system I (BEAT-708, 706, 704)

ITEM	PART No.	LIST No.	DESCRIPTION	QTY	REMARK
1	51B3U4U	EAN016A1	SMT conoroler	1	
2	51C7T00	MT511270	SMT conoroler fixing base	1	
3	51C1U00	KU511210	Conoroler fixing pipe	1	
4	55T0030	EBN00590	SDU memory board (7020-2800)	1	
5	55T0020	EBN00580	SDU conorol mother board (7020-2300)	1	
6	55T0040	EBN00600	SDU memory mother board (7020-2500)	1	
7	55T0060	EBN00620	SDU conorol board (7020-2100)	1	
8	55T0070	EBN00630	SDU power board (7020-2200)	1	
9	55T0010	EBN00570	Power amp driver board (7020-2900)	1	
10	55T0080	EBN00640	Stepping motor driver (7020-2800)	1	
11	55T0000	EBN00560	SDU Driver mother board (7020-2700)	2	
12	55T0050	EBN00610	SDU System memory board (7020-2400)	1	
13	51B4U4U	EAN016A2	Driver SDU	1	
14	51J6U4U	EAN021A3	706 Transformer (1P)	1	
	51J7U4U	EAN022A3	706 Transformer (3P)	1	
	51J5U4U	EAN020A3	704 Transformer (1P)	1	
15	5316F	KF530160	Bar switch	1	
16	5317F	KF530170	Bar switch cap	2	
17	5319F	KF530190	Bar switch bracket (S)	2	
18	5311F	KF530110	Push botton switch MS320(Red)	1	
	5312F	KF530120	Push botton switch MS319(Green)	1	
19	5318F	KF530180	Bar switch bracket (L)	4	
20	5315F	KF530150	Push botton switch cap	2	
21	55T0110	EBN00670	STX indicator (7020-7600)	1	
22	55T0120	EBN00680	SMT indicator (7020-7500)	1	
23	55T0130	EBN00690	SMT keyboard (7020-7300)	1	
24	55T0140	EBN00700	SMT conorolboard (7020-7200)	1	
25	55T0150	EBN00710	SMT PSU board (7020-7210)	1	
26			Hex. bolt M6×15		
27			Hex. bolt M4×15		
28			Hex. nut M6		
29			Hex. nut M8		
30			Hex. socket bolt M6×30		
31			Screw M4×25		

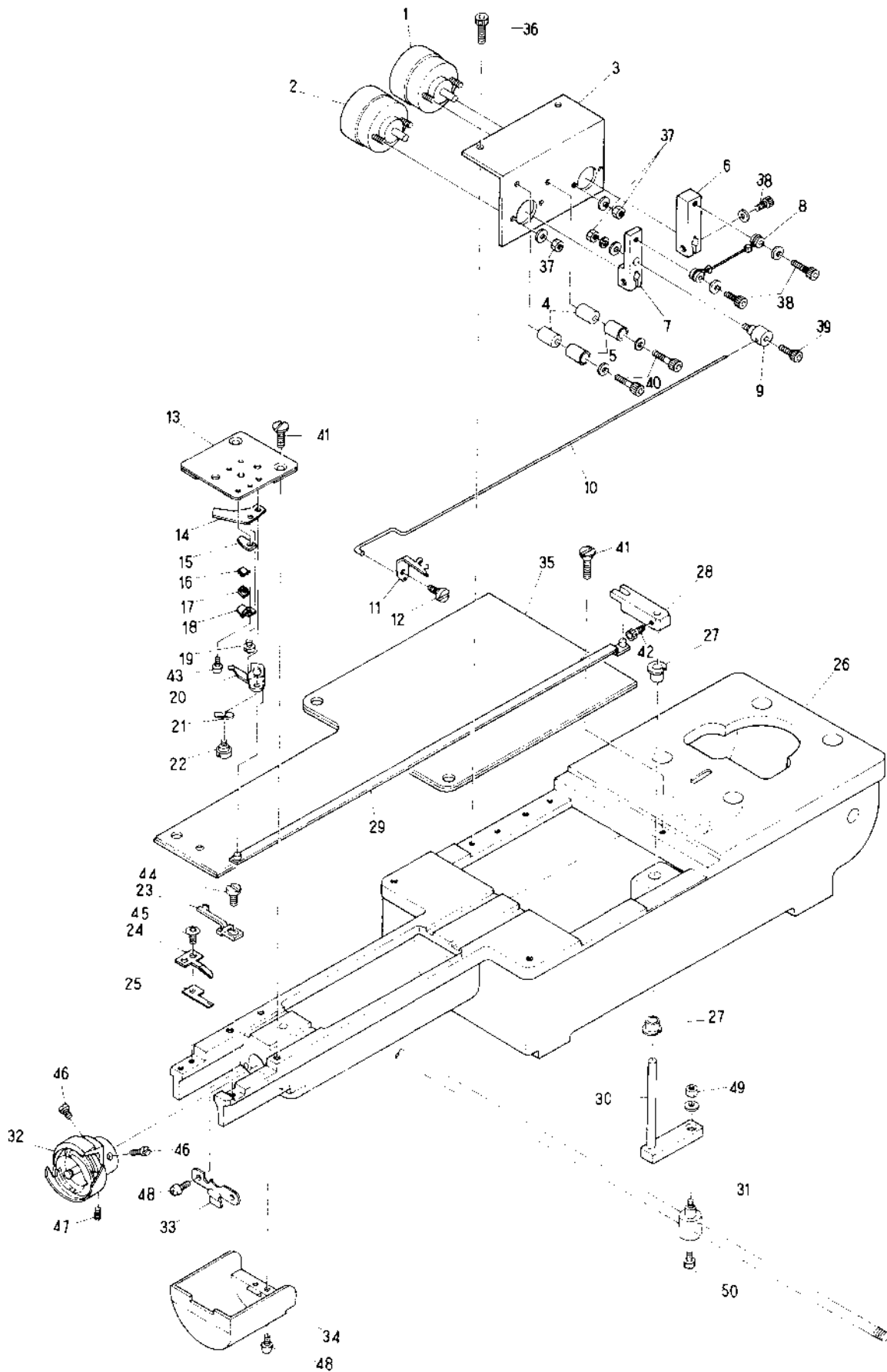
⑩ Control system II (BEAT-M708, M706, M704)



⑩ Control system II (BEAT-M708, M706, M704)

ITEM	PART No.	LIST No.	DESCRIPTION	Q'TY	REMARK
1	51J9CAU	EAN017A0	SEAT, STX, SDU set	1	
2	51C2T00	MT511220	STX controller fixing base	1	
3	51C4T00	KU511240	STX controller fixing spacer	1	
4	51C1U00	KU511210	Controller fixing pipe	1	
5	55T0030	EBN00590	SDU memory board (7020-2600)	1	
6	55T0020	EBN00580	SDU control mother board (7020-2300)	1	
7	55T0040	EBN00600	SDU memory mother board (7020-2500)	1	
8	55T0060	EBN00620	SDU control board (7020-2100)	1	
9	55T0070	EBN00630	SDU Power board (7020-2200)	1	
10	55T0010	EBN00570	Power amp driver board (7020-2900)	1	
11	55T0080	EBN00640	Stepping motor driver (7020-2800)	2	
12	55T0090	EBN00560	SDU Driver mother board (7020-2700)	1	
13	51T0050	EAN00610	SDU System memory board (7020-2400)	1	
14	51H4UAC	EAN016A2	Driver SDU	1	
15	51J6UAC	EAN021A3	706 Transformer (1P)	1	
	51J7UAC	EAN022A3	706 Transformer (3P)	1	
	51J5UAC	EAN020A3	704 Transformer (1P)	1	
16	5316F	KF530160	Bar switch	1	
17	5317F	KF530170	Bar switch cap	2	
18	5319F	KF530190	Bar switch bracket (S)	2	
19	5311F	KF530110	Push button switch MS320 (Red)	1	
	5312F	KF530120	Push button switch MS319 (Green)	1	
20	5318F	KF530180	Bar switch bracket (L)	4	
21	5315F	KF530150	Push button switch cap	2	
22	55T0160	EBN00720	STX mother board (7020-1300)	1	
23	55T0120	EBN00680	SMT indicator (7020-7500)	1	
24	55T0170	EBN00730	STX control board (7020-1200)	1	
25	55T0180	EBN00740	STX keyboard (7020-1400)	1	
26	51K1UAC	EBN018A0	BEAT, M7000, STX, SDU set	1	
27			Hex. nut M10		
28			Hex. nut M8		
29			Hex. socket bolt M6×30		
30			Hex. nut M6		
31			Screw M4×25		

⑰ Thread cutting mechanism I

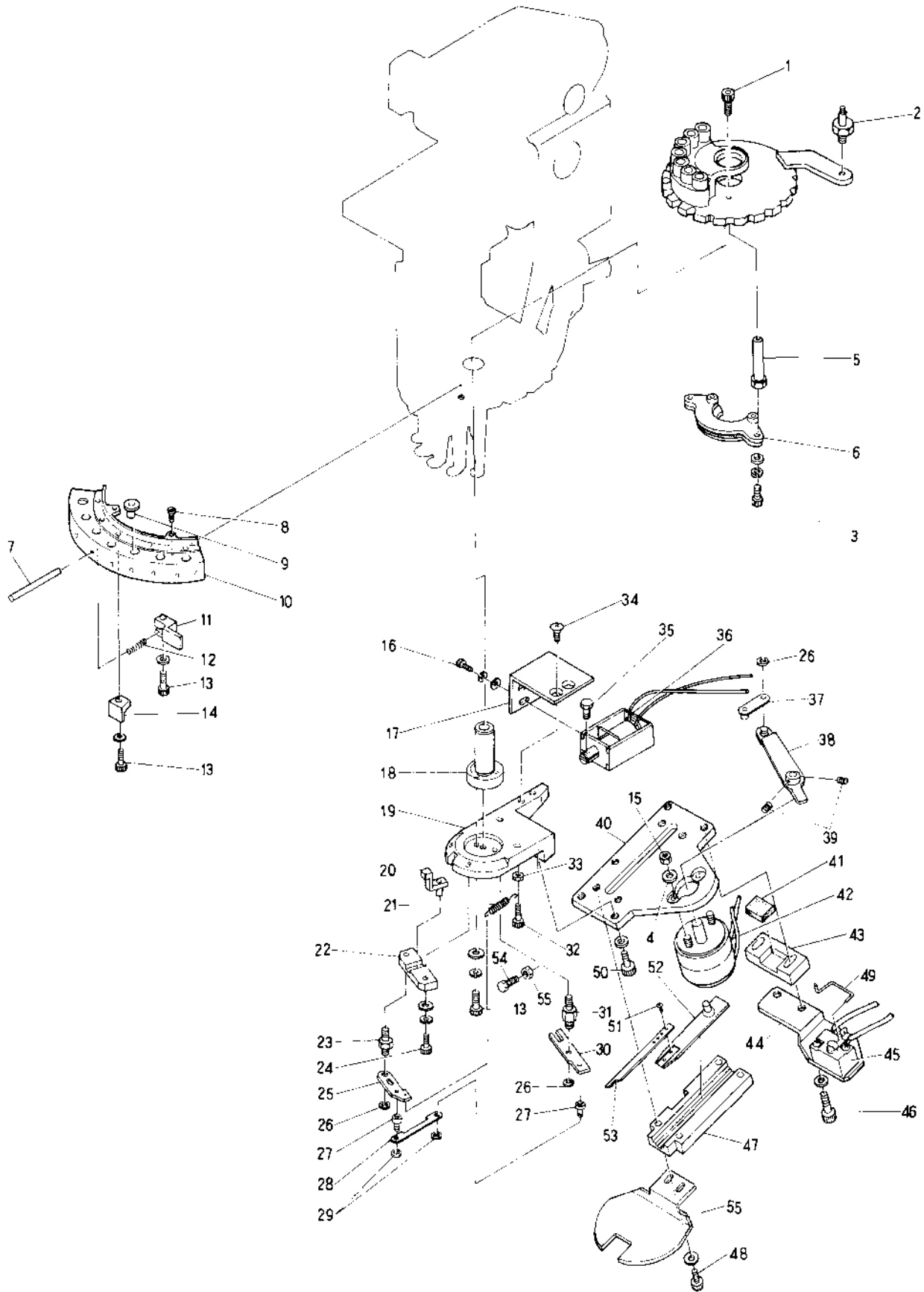


⑰ Thread cutting mechanism I

ITEM	PART No.	LIST No.	DESCRIPTION	QTY	REMARK
1	95612	A 0 0 5 6 0 1 2	Rotary solenoid (3EL25X3.8.0)	1/H	
2	95608	A 9 0 5 6 0 0 8	Rotary solenoid (3ER25X3.8.0)	1/H	
3	27J6C	KC 2 7 1 9 6 0	Solenoid stay	1/H	
4	27G5N01	KN 2 7 1 6 5 1	Stopper eccentric	2/H	
5	27G6A01	KN 2 7 1 6 5 1	Eccentric cover	2/H	
6	27J5C	KC 2 7 1 9 5 0	Solenoid lever B	1/H	
7	27J4C	KC 2 7 1 9 4 0	Solenoid lever A	1/H	
8	27J7C	KC 2 7 1 9 7 0	Drive rope	1/H	
9	27A4C01	KC 2 7 1 0 4 1	Connecting clamp	1/H	
10	27A3C01	KC 2 7 1 0 3 1	Hook drive rod	1/H	
11	27A2C01	KC 2 7 1 0 2 1	Hook	1/H	
12	27A0C	KC 2 7 1 0 0 0	Upper thread cutter turning shaft	1/H	
13	2794C	KC 2 7 0 9 4 0	Needle plate	1/H	
14	2796C	KC 2 7 0 9 6 0	Fixed cutter	1/H	
15	27C2C	KC 2 7 1 2 2 0	Lower thread support stay (Upper)	1/H	
16	27C1C01	KC 2 7 1 2 1 1	Magic tape (Upper)	1/H	
17	27C0C01	KC 2 7 1 2 0 1	Magic tape (Lower)	1/H	
18	27B9C01	KC 2 7 1 1 9 1	Lower thread support stay (Lower)	1/H	
19	2798C	KC 2 7 0 9 8 0	Fixed cutter set screw	1/H	
20	2795C	KC 2 7 0 9 5 0	Lower thread cutter	1/H	
21	91345	A 9 0 1 3 0 4 5	Wave washer (WW5)	1/H	
22	2797C	KC 2 7 0 9 7 0	Lower thread cutter turret shaft	1/H	
23	2263CJ1	KC 2 2 0 6 4 1	Bobbin case fixing plate	2/H	
24	27B9N00	KN 2 7 1 8 9 0	Cutter fixing plate	1/H	
25	27G9N00	KN 2 7 1 6 0 0	Upper thread cutter	1/H	
26	2128G02	KG 2 1 0 2 8 2	Bel	1/H	
27	312B4	A 9 0 1 2 1 1 4	DU bush (MB0505 10FPU)	1/H	
28	27B2C	KC 2 7 1 1 2 0	Lower thread cutter drive lever (Upper)	1/H	
29	27A7C	KC 2 7 1 0 7 0	Lower thread cutter drive rod	1/H	
30	27B5C	KC 2 7 1 1 3 0	Lower thread cutter drive lever (Lower)	1/H	
31	2364F	TF 2 3 0 0 4 0	Lock connecting bar clamp	1/H	
32	2231F	TF 2 2 0 3 1 0	Bobbin case	1/H	
33	2518C01	KC 2 5 0 4 8 1	Bed cover fixing spring	1/H	
34	2547C01	KC 2 5 0 4 7 1	Bed cover	1/H	
35	2191601	KG 2 1 0 9 1 1	Cylinder bed cover	1/H	
36			Hex. socket bolt M4×8		
37			Hex. nut M3		
38			Hex. socket bolt M4×10		
39			Hex. socket bolt M3×5		
40			Hex. socket bolt M4×18		
41			Screw (SM11/64) 40×8.5		
42			Hex. socket bolt M4×8		
43			Pan screw M3×3		
44			Screw (SM11/64) 40×7		
45			Hex. socket bolt M3×6		




⑱ Thread cutting mechanism II



⑱ Thread cutting mechanism II

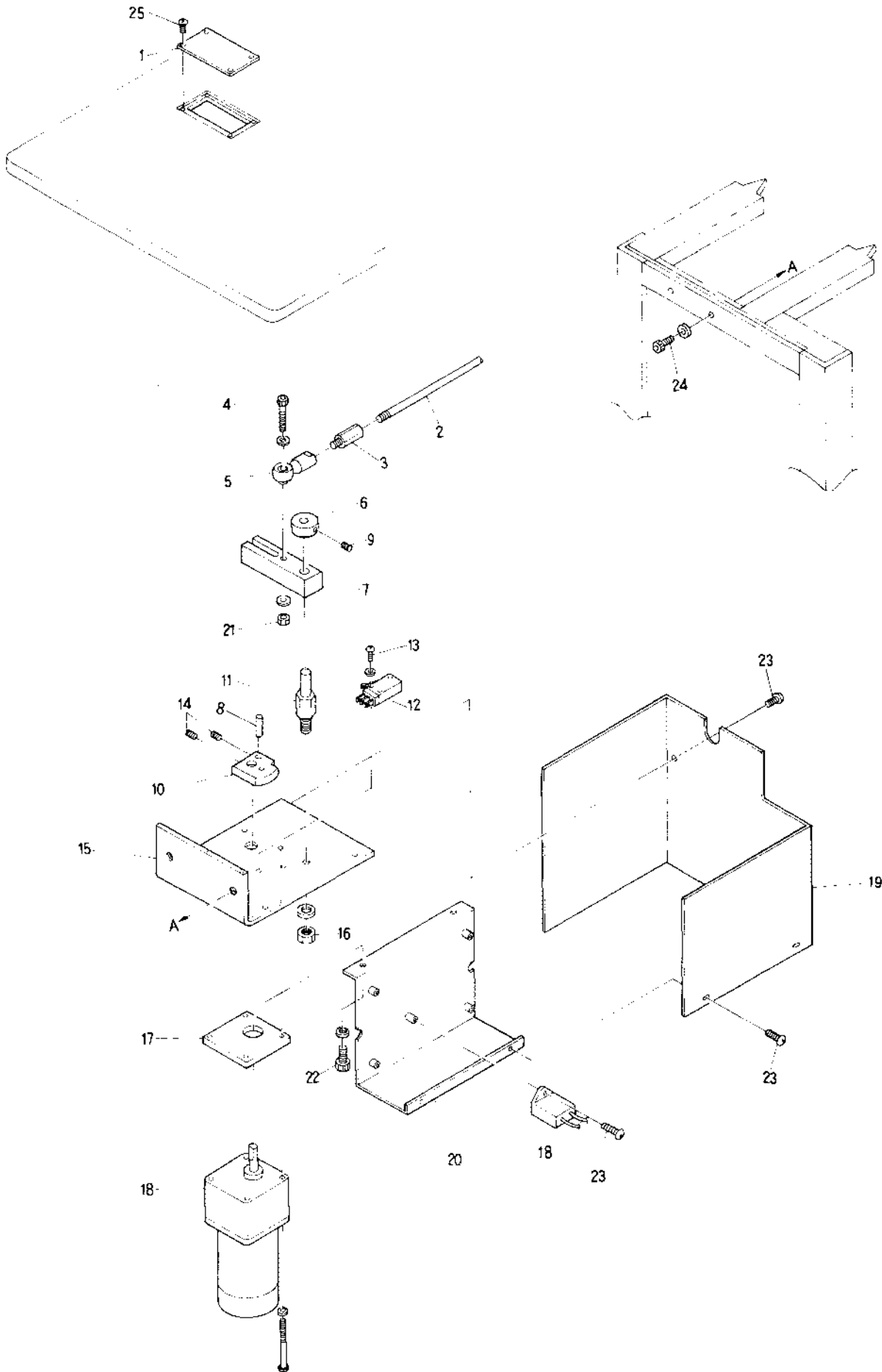
ITEM	PART No.	LIST No.	DESCRIPTION	QTY	REMARK
1			Hex. socket bolt M3×15		
2	2720H	HII 2 7 0 2 0 0	Turret plate joint pin A	1	
3			Hex socket bolt M3×8		
4			Hex. nut M3		
5	2716X00	KN 2 7 0 1 6 0	Clamp support shaft	2	
6	2772C	KC 2 7 0 7 2 0	Thread support clamp CMP	1	
7	2731G	KG 2 7 0 3 1 0	Thread support shaft (7)	7	
8			Screw (SM) 64 40		
9	2358F	KF 2 3 0 5 8 0	Take up lever ceramic	7	
10	2728C03	KC 2 7 0 2 8 3	Thread support apron (5)	1	
	2728C02	KG 2 7 0 2 8 2	Thread support apron (7)	1	
11	2730C01	KC 2 7 0 3 0 1	Thread support clamp	7	
12	2727C01	KC 2 7 0 2 7 1	Support spring	7	
13			Hex socket bolt M4×10		
14	2729C02	KC 2 7 0 2 9 2	Thread support block	7	
15			Hex nut M4		
16			Hex socket bolt M3×6		
17	2719C	KC 2 7 0 1 9 0	Solenoid stay	1	
18	2701C	KC 2 7 0 0 1 0	Drive shaft lower metal	1	
19	2722C02	KC 2 7 0 2 2 2	Fixing base	1	
20	2765C	KC 2 7 0 6 5 0	Thread support slider CMP	1	
21	2740C01	KC 2 7 0 4 0 1	Thread support lever spring	1	
22	2703C	KC 2 7 0 0 3 0	Slide base	1	
23	2705C	KC 2 7 0 0 5 0	Lever pin	1	
24			Hex socket bolt M3×10		
25	2706C	KC 2 7 0 0 6 0	Lever	1	
26	9120V	A 9 0 1 2 1 2 7	E ring 3	3	
27	2707C	KC 2 7 0 0 7 0	Rod pin	2	
28	2718C	KC 2 7 0 1 8 0	Plate rod	1	
29	9125B	A 9 0 1 2 0 5 8	E-ring φ2.5	2	
30	2717C01	KC 2 7 0 1 7 1	Second lever	1	
31	2708C	KC 2 7 0 0 8 0	Second lever pin	1	
32			Hex socket bolt M3×12		
33			Hex nut M3		
34			Flush screw M4×8		
35	2710C01	KC 2 7 0 1 0 1	Solenoid pin	2	
36	9561B	A 9 0 5 6 0 1 3	Keep solenoid TBS-K1CSL (SP plunger)	1	
37	2715N00	KN 2 7 1 8 5 0	Lever connecting plate	1	
38	2714N00	KN 2 7 1 8 4 0	Thread support lever	2	
39			Hex socket set screw M3×5		
40	2733C01	KC 2 7 0 3 3 1	Thread support base	1	
41	2737C	KC 2 7 0 3 7 0	Stopper rubber	1	
42	95607	A 9 0 5 6 0 0 7	Rotary solenoid 4ER6V, 5-84×3×8×9	1	
43	2736C	KC 2 7 0 3 6 0	Stopper base	1	
44	2770C	KC 2 7 0 7 0 C	Switch stay	1	



⑱ Thread cutting mechanism Ⅱ

ITEM	PART No.	LIST No.	DESCRIPTION	Q'TY	REMARK
4 5	95202	A 9 0 5 2 0 0 2	Micro switch D2MC 01F (Thread cutter)	1	
4 6			Hex socket bolt M4×15		
4 7	2735C01	KC 2 7 0 3 5 1	Thread support hook guide	1	
4 8			Hex socket bolt M4×15		
4 9	27E8C	KC 2 7 1 4 8 0	Actuator lever	1	
5 0			Hex socket bolt M4×12		
5 1			Pan screw M2×5		
5 2	2734C01	KC 2 7 0 3 4 1	Thread support hook fixing base	1	
5 3	2711C	KC 2 7 0 1 1 0	thread support hook	1	
5 4	2778C	KC 2 7 0 7 8 0	Stopper screw	1	
5 5			Hex. nut M3	1	

⑲ Thread cutting dive mechanism III



19 Thread cutting dive mechanism III

ITEM	PART No	LIST No	DESCRIPTION	QTY	REMARK
1	27E4C	KC 2 7 1 4 4 0	Drive scribe cover	1	
2	3341C	KC 3 3 0 4 1 0	Lock connecting rod		
3	3376H	HH 3 3 0 7 6 0	Hex. connecting bar	1	
4			Hex. socket bolt M6×20		
5	91202	A 9 0 1 2 0 0 2	Uniball joint RB-6LS	1	
6	3318C	KC 3 3 0 1 8 0	Collar	1	
7	27B4C	KC 2 7 1 1 4 0	Motor lever	1	
8	27N5N0C	KN 2 7 2 2 5 0	Drive pin	1	
9			Hex. socket set screw M5×6		
10	27B7C02	KC 2 7 1 1 7 2	Drive cam	1	
11	27B5C01	KC 2 7 1 1 5 1	Motor lever turret shaft	1	
12	95205	A 9 0 5 2 0 0 5	Micro switch V-01L 2255	1	
13			Screw M3×15 M3×20		
14			Hex. socket set screw M5×8		
15	27B8C02	KC 2 7 1 1 6 2	Motor bracket	1	
16			Hex. nut M8		
17	27E3C	KC 2 7 1 4 3 0	Motor spacer	1	
18	93526	A 9 0 6 5 0 2 6	Motor RM HGASPEAA/GRH D38	1	
19	27B1N01	KN 2 7 1 7 1 1	Motor bracket cover	1	
20	27E7C	KC 2 7 1 4 7 0	P.C.B fixing stay	1	
21			Hex. nut M6		
22			Hex. socket bolt M5×8		
23			Screw M3 6		
24			Hex. socket bolt M8×30		
25			Flush screw M1×6		

I N D E X

LIST No.	PART No.	PAGENO.	ITEM	LIST No.	PART No.	PAGENO.	ITEM
A 9 0 1 0 0 0 1	91001	3 8	3 7	A 9 0 2 0 0 9 8	92098	6 2	7
A 9 0 1 0 0 0 6	91006	6 0	2	A 9 0 2 0 0 9 8	92098	5 8	1 0
A 9 0 1 0 0 0 6	91006	6 2	1	A 9 0 2 0 1 0 6	920A6	5 0	6
A 9 0 1 0 0 0 6	91006	5 8	3	A 9 0 5 2 0 0 2	95202	7 0	4 5
A 9 0 1 0 0 0 6	91006	5 8	3	A 9 0 5 2 0 0 5	95205	7 2	1 2
A 9 0 1 0 0 0 9	91009	3 4	2 1	A 9 0 5 2 0 2 4	95224	6 0	2 8
A 9 0 1 0 0 0 9	91009	3 6	2 1	A 9 0 5 2 0 2 4	95224	6 2	2 6
A 9 0 1 0 0 0 9	91009	4 4	1 4	A 9 0 5 2 0 2 4	95224	5 8	1 9
A 9 0 1 1 0 0 1	91101	6 0	1 3	A 9 0 5 2 0 2 6	95226	6 0	2 3
A 9 0 1 1 0 2 1	91121	3 4	2 3	A 9 0 5 2 0 2 6	95226	6 2	2 3
A 9 0 1 1 0 2 1	91121	3 6	2 3	A 9 0 5 2 0 2 6	95226	5 8	2
A 9 0 1 1 0 2 2	91122	3 4	2 6	A 9 0 5 6 0 0 7	95607	7 0	4 2
A 9 0 1 1 0 2 2	91122	3 6	2 6	A 9 0 5 6 0 0 8	95608	6 8	2
A 9 0 1 1 0 2 3	91123	3 4	2 2	A 9 0 5 6 0 1 1	95611	3 8	2 4
A 9 0 1 1 0 2 3	91123	3 6	2 2	A 9 0 5 6 0 1 2	95612	6 8	1
A 9 0 1 1 0 4 2	91142	5 0	2	A 9 0 5 6 0 1 3	95613	7 0	3 6
A 9 0 1 1 0 4 9	91149	3 8	5	A 9 0 6 5 0 2 6	96526	7 2	1 8
A 9 0 1 1 0 6 3	91163	6 2	1 4	E A N 0 0 6 1 0	51T0050	6 6	1 3
A 9 0 1 1 0 6 3	91163	5 8	1 4	E A N 0 1 6 A 1	51H3UAC	6 4	1
A 9 0 1 1 0 7 9	91179	5 8	2 5	E A N 0 1 6 A 2	51H4UAC	6 4	1 3
A 9 0 1 1 1 1 2	91182	3 0	7	E A N 0 1 6 A 2	51H4UAC	6 6	1 4
A 9 0 1 1 1 1 2	91182	3 2	7	E A N 0 1 7 A 0	51J9UAC	6 6	1
A 9 0 1 2 0 0 1	91201	3 4	2 9	E A N 0 2 0 A 3	51J5UAC	6 4	1 4
A 9 0 1 2 0 0 1	91201	3 6	2 9	E A N 0 2 0 A 3	51J5UAC	6 6	1 5
A 9 0 1 2 0 0 1	91201	3 8	1 9	E A N 0 2 1 A 3	51J6UAC	6 4	1 4
A 9 0 1 2 0 0 2	91202	7 2	5	E A N 0 2 1 A 3	51J6UAC	6 6	1 5
A 9 0 1 2 0 0 2	91202	3 8	2 8	E A N 0 2 2 A 3	51J7UAC	6 4	1 4
A 9 0 1 2 0 0 3	91203	3 4	2 9	E A N 0 2 2 A 3	51J7UAC	6 6	1 5
A 9 0 1 2 0 0 3	91203	3 6	2 9	E B N 0 0 5 6 0	55T0000	6 4	1 1
A 9 0 1 2 0 0 5	91205	3 4	2 9	E B N 0 0 5 6 0	55T0000	6 6	1 2
A 9 0 1 2 0 0 5	91205	3 6	2 9	E B N 0 0 5 7 0	55T0010	6 4	9
A 9 0 1 2 0 0 7	91207	2 6	6	E B N 0 0 5 7 0	55T0010	6 6	1 0
A 9 0 1 2 0 0 7	91207	2 8	1	E B N 0 0 5 8 0	55T0020	6 4	5
A 9 0 1 2 0 2 7	91227	2 6	1 1	E B N 0 0 5 8 0	55T0020	6 6	6
A 9 0 1 2 0 5 2	91252	6 0	2 1	E B N 0 0 5 9 0	55T0030	6 4	4
A 9 0 1 2 0 5 2	91252	6 2	1 8	E B N 0 0 5 9 0	55T0030	6 6	5
A 9 0 1 2 0 5 2	91252	5 8	2 7	E B N 0 0 6 0 0	55T0040	6 4	6
A 9 0 1 2 0 5 5	91255	3 8	3 8	E B N 0 0 6 0 0	55T0040	6 6	7
A 9 0 1 2 0 5 8	91258	7 0	2 9	E B N 0 0 6 1 0	55T0050	6 4	1 2
A 9 0 1 2 1 1 4	91284	6 8	2 7	E B N 0 0 6 2 0	55T0060	6 4	7
A 9 0 1 2 1 2 7	91207	7 0	2 6	E B N 0 0 6 2 0	55T0060	6 6	8
A 9 0 1 2 1 4 3	912E3	3 8	3 9	E B N 0 0 6 3 0	55T0070	6 4	8
A 9 0 1 2 1 5 0	912F0	3 8	8	E B N 0 0 6 3 0	55T0070	6 6	9
A 9 0 1 2 2 0 2	912K2	1 6	2 2	E B N 0 0 6 4 0	55T0080	6 4	1 0
A 9 0 1 3 0 4 5	91345	6 8	2 1	E B N 0 0 6 4 0	55T0080	6 6	1 1

I N D E X

LIST No.	PART No.	PAGENO.	ITEM	LIST No.	PART No.	PAGENO.	ITEM
EBN00650	55T0090	40	6	HP231370	23D7P00	34	16
EBN00650	55T0090	42	6	HP231370	23D7P00	36	16
EBN00660	55T0100	38	3	HP240190	24I9P00	44	8
EBN00670	55T0110	64	21	HP241110	24B1P00	40	2
EBN00680	55T0120	64	22	HP241120	24B2P00	42	2
EBN00680	55T0120	66	23	HP241130	24B3P00	44	2
EBN00690	55T0130	64	23	HP241140	24B4P00	44	2
EBN00700	55T0140	64	24	HP241150	24B5P00	40	11
EBN00710	55T0150	64	25	HP241150	24B5P00	42	11
EBN00720	55T0160	66	22	HP241160	24B6P00	40	3
EBN00730	55T0170	66	24	HP241160	24B6P00	42	3
EBN00740	55T0180	66	25	HP241170	24B7P00	40	9
EBN018A0	51K1CAU	66	26	HP241180	24B8P00	42	9
HG241020	24A2G	40	1	HP241190	24B9P00	40	7
HG241020	24A2G	42	1	HP241200	24C0P00	42	7
HH120900	1290H	46	18	HP241210	24C1P00	44	1
HH120920	1292H	46	16	HP241371	24D7P01	40	4
HH240360	2436H	40	20	HP241381	24D8P01	42	4
HH240360	2436H	42	20	HP241390	24D9P00	40	5
HH330281	3328H01	38	1	HP241390	24D9P00	42	5
HH330620	3362H	38	6	HP241400	24E0P00	40	13
HH330670	3367H	38	34	HP241400	24E0P00	42	13
HH330760	3376H	72	3	HP241410	24E1P00	40	12
HH330810	3381H	38	13	HP241410	24E1P00	42	12
HH170180	4718H	60	9	HP241450	24E5P00	40	8
HH480310	4831H	60	7	HP241460	24E6P00	42	8
HH480410	4841H	60	20	HP241470	24E7P00	40	10
HH481030	48A3H	60	5	HP241480	24E8P00	42	10
HH481931	48J3H01	52	11	HP250010	2501G	42	17
HH481931	48J3H01	56	8	HP250050	2505P00	40	17
HH481931	48J3H01	54	7	HP250581	2558P01	40	16
HH481931	48J3H01	62	9	HP250581	2558P01	42	16
HH481970	48J7H	62	15	HP250620	2562P00	40	14
HH481970	48J7H	58	12	HP250630	2563P00	42	14
HH481980	48J8H	62	11	HP331520	33F2P00	38	21
HH481980	48J8H	58	16	HP331531	33F3P01	38	25
HH481991	48J9H01	62	21	HP331550	33F5P00	38	22
HH481991	48J9H01	58	23	HP331560	33F6P00	38	33
HH482110	48L1H	62	20	HP331570	33F7P00	38	14
HH482110	48L1H	58	24	HP331580	33F8P00	38	16
HP231290	23C9P00	34	18	HP331590	33F9P00	38	17
HP231290	23C9P00	36	18	HP331660	33G6P00	38	20
HP231310	23D1P00	34	17	HP331690	33J6P00	38	10
HP231310	23D1P00	36	17	HP331940	33J4P00	38	9
HP231340	23D4P00	70	2	HP331910	33J4P00	38	23

I N D E X

LIST No.	PART No.	PAGENO.	ITEM	LIST No.	PART No.	PAGENO.	ITEM
HP 3 3 1 9 5 0	33J5P00	3 8	3 6	KC 1 4 0 5 3 0	1453C	1 8	1 3
HP 4 8 2 8 3 0	48S3P00	6 2	3	KC 1 4 0 5 3 0	1453C	1 0	1 3
HP 4 8 2 8 3 0	48S3P00	5 8	4	KC 1 4 0 5 3 0	1453C	2 0	1 1
HP 4 8 2 8 3 1	48S3P01	5 8	8	KC 1 4 0 5 4 0	1454C	2 2	1 1
HP 4 8 2 9 1 0	48T1P00	6 2	8	KC 1 4 0 5 4 0	1454C	1 6	1 0
HP 4 8 2 9 4 0	48T4P00	6 2	6	KC 1 4 0 5 4 0	1454C	2 4	1 1
HP 4 8 2 9 4 0	48T4P00	5 8	1 1	KC 1 4 0 5 4 0	1454C	1 8	1 0
HP 4 8 2 9 5 0	48T5P00	5 8	6	KC 1 4 0 5 4 0	1454C	1 2	1 0
HP 4 8 2 9 5 0	48T5P00	6 2	5	KC 1 4 0 5 4 0	1454C	1 0	1 0
HP 4 8 2 9 8 0	48T8P00	6 2	1 9	KC 1 4 0 5 4 0	1454C	2 0	1 0
HP 4 8 2 9 8 0	48T8P00	5 8	2 6	KC 1 4 0 5 5 0	1455C	2 2	1 4
HP 4 8 2 9 9 0	48T9P00	6 2	1 2	KC 1 4 0 5 5 0	1455C	1 6	1 2
HP 4 8 2 9 9 0	48T9P00	5 8	1 5	KC 1 4 0 5 5 0	1455C	2 4	1 4
HP 4 8 3 1 1 0	48V1P00	6 2	2	KC 1 4 0 5 5 0	1455C	1 8	1 2
HP 7 1 0 7 9 0	7179P00	4 6	5	KC 1 4 0 5 5 0	1455C	1 2	1 2
HQ 7 4 1 F 3 0	740F3Q0	3 8	3 2	KC 1 4 0 5 5 0	1455C	1 0	1 2
KC 1 1 0 9 1 0	1191C	1 4	8	KC 1 4 0 5 5 0	1455C	2 0	1 2
KC 1 1 0 9 1 0	1191C	8	8	KC 1 4 0 5 6 0	1456C	2 2	1 2
KC 1 1 0 9 1 0	1191C	2 2	5	KC 1 4 0 5 6 0	1456C	1 6	1 1
KC 1 1 0 9 1 0	1191C	1 6	4	KC 1 4 0 5 6 0	1456C	2 4	1 2
KC 1 1 0 9 1 0	1191C	2 2	5	KC 1 4 0 5 6 0	1456C	1 8	1 1
KC 1 1 0 9 1 0	1191C	1 8	4	KC 1 4 0 5 6 0	1456C	1 2	1 1
KC 1 1 0 9 1 0	1191C	1 2	4	KC 1 4 0 5 6 0	1456C	1 0	1 1
KC 1 1 0 9 1 0	1191C	1 0	4	KC 1 4 0 6 3 0	1463C	6 0	2 6
KC 1 1 0 9 1 0	1191C	2 0	4	KC 2 2 0 2 1 0	2221C	2 6	5
KC 1 1 0 9 7 0	1197C	4 6	1 7	KC 2 2 0 6 4 1	2264C01	6 8	2 3
KC 1 2 0 8 4 1	1284C01	1 4	1 2	KC 2 5 0 4 7 1	2547C01	6 8	3 4
KC 1 2 0 8 4 1	1284C01	8	1 2	KC 2 5 0 4 7 1	2547C01	2 6	1 3
KC 1 2 0 8 4 1	1284C01	2 2	1 2	KC 2 5 0 4 8 1	2548C01	6 8	3 3
KC 1 2 0 8 4 1	1284C01	1 6	9	KC 2 5 0 4 8 1	2548C01	2 6	1 1
KC 1 2 0 8 4 1	1284C01	2 4	1 0	KC 2 7 0 0 1 0	2701C	7 0	1 8
KC 1 2 0 8 4 1	1284C01	1 8	9	KC 2 7 0 0 3 0	2703C	7 0	2 2
KC 1 2 0 8 4 1	1284C01	1 2	9	KC 2 7 0 0 5 0	2705C	7 0	2 3
KC 1 2 0 8 4 1	1284C01	1 0	9	KC 2 7 0 0 6 0	2706C	7 0	2 5
KC 1 2 0 8 4 1	1284C01	2 0	9	KC 2 7 0 0 7 0	2707C	7 0	2 7
KC 1 2 0 8 6 0	1286C	2 2	1 5	KC 2 7 0 0 8 0	2708C	7 0	3 1
KC 1 2 0 8 6 0	1286C	1 6	1 4	KC 2 7 0 1 0 1	2710C01	7 0	3 5
KC 1 2 0 8 6 0	1286C	2 2	1 5	KC 2 7 0 1 1 0	2711C	7 0	5 3
KC 1 2 0 8 6 0	1286C	1 8	1 4	KC 2 7 0 1 7 1	2717C01	7 0	3 0
KC 1 2 0 8 6 0	1286C	1 2	1 3	KC 2 7 0 1 8 0	2718C	7 0	2 8
KC 1 2 0 8 6 0	1286C	1 0	1 4	KC 2 7 0 1 9 0	2719C	7 0	1 7
KC 1 2 0 8 6 0	1286C	2 0	1 3	KC 2 7 0 2 2 2	2722C02	7 0	1 9
KC 1 4 0 5 3 0	1453C	2 2	1 3	KC 2 7 0 2 7 1	2727C01	7 0	1 2
KC 1 4 0 5 3 0	1453C	1 6	1 3	KC 2 7 0 2 8 3	2728C03	7 0	1 0
KC 1 4 0 5 3 0	1453C	2 4	1 3	KC 2 7 0 2 9 2	2729C02	7 0	1 4

I N D E X

LIST No.	PART No.	PAGENO.	ITEM	LIST No.	PART No.	PAGENO.	ITEM
KC 270301	2730C01	70	11	KC 470190	4719C	60	16
KC 270331	2733C01	70	40	KC 470520	4752C	60	15
KC 270341	2734C01	70	52	KC 470540	4754C	60	19
KC 270351	2735C01	70	47	KC 470590	4759C	60	11
KC 270360	2736C	70	43	KC 470620	4762C	60	14
KC 270370	2737C	70	41	KC 470640	4764C	60	11
KC 270401	2740C01	70	21	KC 470650	4765C	60	6
KC 270650	2765C	70	20	KC 480150	4815C	50	5
KC 27070C	2770C	70	44	KC 480210	4821C	60	4
KC 270720	2772C	70	6	KC 480240	4824C	60	1
KC 270780	2778C	70	54	KC 480260	4826C	60	3
KC 270940	2794C	68	13	KC 480270	4827C	60	18
KC 270950	2795C	68	20	KC 480330	4833C	60	10
KC 270960	2796C	68	14	KC 480330	4833C	60	24
KC 270970	2797C	68	22	KC 480350	4835C	52	3
KC 270980	2798C	68	19	KC 480350	4835C	56	3
KC 271000	27A0C	68	12	KC 480350	4835C	54	3
KC 271021	27A2C01	68	11	KC 481230	48C3C	60	25
KC 271031	27A3C01	68	10	KC 481240	48C4C	60	27
KC 271041	27A4C01	68	9	KC 481250	48C5C	56	5
KC 271070	27A7C	68	29	KC 481260	48C6C	56	6
KC 271120	27B2C	68	28	KC 481260	48C6C	54	5
KC 271130	27B3C	68	30	KC 481360	48D6C	60	33
KC 271140	27B4C	72	7	KC 510240	5124C	50	13
KC 271151	27B5C01	72	11	KC 320310520	3231C	48	11
KC 271162	27B6C02	72	15	KC 330310520	3331C	34	28
KC 271172	27B7C02	72	10	KC 330310520	3331C	36	28
KC 271191	27B9C01	68	18	KF 220110	2211F	28	6
KC 271201	27C0C01	68	17	KF 220120	2212F	28	9
KC 271211	27C1C01	68	16	KF 220130	2213F	28	10
KC 271220	27C2C	68	15	KF 220140	2214F	28	5
KC 271430	27E3C	72	17	KF 220150	2215F	28	11
KC 271440	27E4C	72	1	KF 220160	2216F	28	7
KC 271470	27E7C	72	20	KF 220180	2218F	28	8
KC 271480	27E8C	70	49	KF 220190	2219F	28	12
KC 271940	27J4C	68	7	KF 220220	2222F	26	3
KC 271950	27J5C	68	6	KF 220230	2223F	26	7
KC 271960	27J6C	68	3	KF 220230	2223F	28	17
KC 271970	27J7C	68	8	KF 220240	2224F	28	15
KC 320590	3259C	48	1	KF 220250	2225F	28	16
KC 330170	3317C	38	2	KF 220270	2227F	28	19
KC 330180	3318C	72	6	KF 220290	2229F	28	4
KC 330410	3341C	72	2	KF 220310	2231F	26	12
KC 330410	3341C	32	4	KF 220450	2245F	28	13
KC 330510	3351C	38	27	KF 220460	2246F	28	14

I N D E X

LIST No.	PART No.	PAGENO.	ITEM	LIST No.	PART No.	PAGENO.	ITEM
KF 2 2 0 4 7 0	2247F	2 8	1 8	KF 2 3 0 6 1 0	2361G	3 0	1 3
KF 2 2 0 4 8 0	2248F	2 6	2	KF 2 3 0 6 1 0	2361G	3 2	1 3
KF 2 2 0 5 5 0	2255F	2 6	1 0	KF 2 3 0 6 2 0	2362F	3 8	3 5
KF 2 3 0 0 1 0	2301F	3 4	1	KF 2 3 0 6 3 0	2363F	3 0	1 1
KF 2 3 0 0 1 0	2301F	3 6	1	KF 2 3 0 6 3 0	2363F	3 2	1 1
KF 2 3 0 0 2 0	2302F	3 4	3	KF 2 3 0 6 3 0	2363F	3 8	2 6
KF 2 3 0 1 2 0	2312F	3 4	2 0	KF 2 3 0 6 4 0	2364F	3 0	1 2
KF 2 3 0 1 2 0	2312F	3 6	2 0	KF 2 3 0 6 4 0	2364F	3 2	1 2
KF 2 3 0 1 8 0	2318F	3 4	2	KF 2 3 0 6 5 0	2365F	3 0	1 0
KF 2 3 0 1 8 0	2318F	3 6	2	KF 2 3 0 6 5 0	2365F	3 2	1 0
KF 2 3 0 2 1 0	2321F	3 4	4	KF 2 3 0 9 1 0	2391F	3 4	6
KF 2 3 0 2 1 0	2321F	3 6	4	KF 2 3 0 9 1 0	2391F	3 6	6
KF 2 3 0 2 3 0	2323F	3 4	8	KF 2 3 0 9 2 0	2392F	3 4	5
KF 2 3 0 2 3 0	2323F	3 6	8	KF 2 3 0 9 2 0	2392F	3 6	5
KF 2 3 0 2 4 0	2324F	3 4	9	KF 2 3 0 9 3 0	2393F	3 4	7
KF 2 3 0 2 4 0	2324F	3 6	9	KF 2 3 0 9 3 0	2393F	3 6	7
KF 2 3 0 2 5 0	2325F	3 4	1 0	KF 2 4 0 0 3 0	2403F	4 4	3
KF 2 3 0 2 5 0	2325F	3 6	1 0	KF 2 4 0 1 6 0	2416F	4 0	2 2
KF 2 3 0 3 1 0	2331F	3 4	1 2	KF 2 4 0 1 6 0	2416F	4 2	2 2
KF 2 3 0 3 1 0	2331F	3 6	1 2	KF 2 4 0 1 7 0	2417F	4 0	3 1
KF 2 3 0 3 2 0	2332F	3 4	1 1	KF 2 4 0 1 7 0	2417F	4 2	3 1
KF 2 3 0 3 2 0	2332F	3 6	1 1	KF 2 4 0 2 0 0	2420F00	4 4	9
KF 2 3 0 3 3 0	2333F	3 4	2 4	KF 2 4 0 2 8 0	2428F	4 0	2 8
KF 2 3 0 3 3 0	2333F	3 6	2 4	KF 2 4 0 2 8 0	2428F	4 2	2 8
KF 2 3 0 3 4 0	2334F	3 4	1 3	KF 2 4 0 4 2 0	2442F	4 4	1 7
KF 2 3 0 3 4 0	2334C	3 6	1 3	KF 2 4 0 4 4 0	2443P00	4 4	1 0
KF 2 3 0 3 6 0	2336F	3 4	3 0	KF 2 4 0 4 5 0	2445F	4 4	1 1
KF 2 3 0 3 6 0	2336F	3 6	3 0	KF 2 4 0 4 6 0	2446F	4 4	1 6
KF 2 3 0 4 2 0	2342F	2 8	2	KF 2 4 0 4 7 0	2447F	4 4	1 5
KF 2 3 0 4 5 0	2345F	3 4	1 4	KF 2 4 0 4 8 0	2448F	4 4	1 3
KF 2 3 0 4 5 0	2345F	3 6	1 4	KF 2 4 0 4 9 0	2449F	4 4	1 2
KF 2 3 0 4 6 0	2346F	3 4	1 5	KF 2 4 0 5 2 0	2452F	4 4	7
KF 2 3 0 4 6 0	2346F	3 6	1 5	KF 2 4 0 5 3 0	2453F	4 4	4
KF 2 3 0 4 8 0	2348F	3 4	1 9	KF 2 4 0 5 5 0	2455F	4 4	6
KF 2 3 0 4 8 0	2348F	3 6	1 9	KF 2 4 0 5 6 0	2456F	4 4	5
KF 2 3 0 5 1 0	2351F	3 0	6	KF 2 4 0 6 1 0	2461F	4 4	1 8
KF 2 3 0 5 1 0	2351F	3 2	6	KF 2 4 0 7 0 0	2470F	4 0	2 4
KF 2 3 0 5 3 0	2368F00	2 6	3	KF 2 4 0 7 0 0	2470F	4 2	2 4
KF 2 3 0 5 3 0	2368F00	3 2	3	KF 2 4 0 7 1 0	2471F	4 0	1 9
KF 2 3 0 5 4 0	3341C	3 0	4	KF 2 4 0 7 1 0	2471F	4 2	1 9
KF 2 3 0 5 5 0	2355F	3 0	9	KF 2 4 0 7 4 0	2474F	4 0	2 9
KF 2 3 0 5 5 0	2355F	3 2	9	KF 2 4 0 7 4 0	2474F	4 2	2 9
KF 2 3 0 5 8 0	2358F	7 0	9	KF 2 4 0 7 5 0	2475F	4 0	3 0
KF 2 3 0 5 8 0	2358F	3 0	5	KF 2 4 0 7 5 0	2475F	4 2	3 0
KF 2 3 0 5 8 0	2358F	3 2	5	KF 2 4 0 7 6 0	2476F	4 0	2 7

I N D E X

LIST No.	PART No.	PAGENO.	ITEM	LIST No.	PART No.	PAGENO.	ITEM
KF 2 4 0 7 6 0	2476F	4 2	2 7	KG 2 4 0 2 2 0	2422G	4 0	2 3
KF 2 4 0 7 8 0	2478F	4 0	2 5	KG 2 4 0 2 2 0	2422G	4 2	2 3
KF 2 4 0 7 8 0	2478F	4 2	2 5	KG 2 4 0 2 5 1	2425G01	4 0	2 1
KF 2 4 0 9 0 0	2490F00	4 6	6	KG 2 4 0 2 5 1	2425G01	4 2	2 1
KF 2 4 0 9 1 0	2491F	4 0	2 6	KG 2 4 1 0 3 1	24A3G01	4 6	9
KF 2 4 0 9 1 0	2491F	4 2	2 6	KG 2 7 0 2 8 2	2728G02	7 0	1 0
KF 2 4 0 9 3 0	2493F	4 0	1 5	KG 2 7 0 3 1 0	2731G	7 0	7
KF 2 4 0 9 3 0	2493F	4 2	1 5	KG 3 3 0 1 5 0	3315G	3 8	1 8
KF 2 5 0 2 0 0	2520F	4 0	3 3	KG 7 1 0 1 6 1	7116G01	4 0	3
KF 2 5 0 2 0 0	2520F	4 2	3 3	KN 2 3 0 4 1 0	2341N00	2 8	1
KF 3 1 0 0 7 1	3107F01	5 0	9	KN 2 3 0 4 3 0	2313N00	2 8	3
KF 3 2 0 0 4 0	3204F	4 8	2	KN 2 3 1 6 6 0	23G6N01	3 4	2 5
KF 3 2 0 5 1 0	3251F	4 8	3	KN 2 3 1 6 7 0	23G7N01	3 6	2 5
KF 3 2 0 5 2 0	3252F	4 8	4	KN 2 3 1 6 9 0	23G9N00	3 1	3 1
KF 3 2 0 5 3 0	3253F	5 0	1	KN 2 3 1 7 0 0	23H0N00	3 6	3 1
KF 3 2 0 9 1 0	3291F	5 0	2 4	KN 2 4 0 8 2 0	2482N00	4 0	3 2
KF 3 3 0 3 8 1	3381F01	3 0	1	KN 2 4 0 8 2 0	2482N00	4 2	3 2
KF 3 3 0 3 8 1	3388F01	3 2	1	KN 2 7 0 1 6 0	2716N00	7 0	5
KF 3 3 0 3 8 1	3388F01	3 4	2 7	KN 2 7 1 6 0 0	27G0N00	6 8	2 5
KF 3 3 0 3 8 1	3388F01	3 6	2 7	KN 2 7 1 6 5 1	27G5N01	6 8	4
KF 5 3 0 1 1 0	5311F	6 4	1 8	KN 2 7 1 6 6 1	27G6N01	6 8	5
KF 5 3 0 1 1 0	5311F	6 6	1 9	KN 2 7 1 7 1 1	27H1N01	7 2	1 9
KF 5 3 0 1 2 0	5312F	6 4	1 8	KN 2 7 1 8 4 0	2714N00	7 0	3 8
KF 5 3 0 1 2 0	5312F	6 6	1 9	KN 2 7 1 8 5 0	2715N00	7 0	3 7
KF 5 3 0 1 5 0	5315F	6 4	2 0	KN 2 7 1 8 9 0	2719N00	6 8	2 4
KF 5 3 0 1 5 0	5315F	6 6	2 1	KN 2 7 2 3 5 0	27N5N00	7 2	8
KF 5 3 0 1 6 0	5316F	6 4	1 5	KN 4 7 0 6 9 0	4769N00	6 0	1 2
KF 5 3 0 1 6 0	5316F	6 6	1 6	KN 4 8 0 4 0 0	4810N00	5 2	2
KF 5 3 0 1 7 0	5317F	6 4	1 9	KN 4 8 0 4 0 0	4840N00	5 4	2
KF 5 3 0 1 7 0	5317F	6 6	1 7	KN 4 8 0 4 2 0	4812N00	5 2	2
KF 5 3 0 1 8 0	5318F	6 4	1 9	KN 4 8 0 7 9 0	4879N00	6 0	1 7
KF 5 3 0 1 8 0	5318F	6 6	2 0	KN 4 8 2 0 0 0	48K0N00	5 8	2 1
KF 5 3 0 1 9 0	5319F	6 4	1 7	KN 4 8 2 0 1 0	48K1N00	5 8	1 3
KF 5 3 0 1 9 0	5319F	6 6	1 8	KN 4 8 2 8 7 0	48S7H00	5 8	5
KF 5 4 0 1 7 0	5417F	4 8	8	KN 4 8 2 8 8 0	48S8N00	5 8	7
KF 5 4 0 1 8 0	5418F	4 8	6	KN 4 8 3 4 0 0	48Y0N00	5 8	2 0
KF 5 4 0 3 5 0	5435F	4 8	9	KN 4 8 3 4 5 0	48Y5N00	5 8	2 2
KF 7 1 0 2 8 0	7128F	4 6	8	KN 5 1 0 5 7 0	5157N00	4 6	2 5
KF 7 1 0 3 0 0	7130F	4 6	1	KU 1 2 0 8 0 0	1280U00	1 4	9
KG 1 2 0 6 6 2	1266G02	1 4	2	KU 1 2 0 8 0 0	1280U00	8	9
KG 1 2 0 6 6 2	1266G02	8	2	KU 1 2 0 8 0 0	1280U00	2 2	7
KG 1 2 0 6 6 2	1266G02	2 0	2	KU 1 2 0 8 0 0	1280U00	1 6	6
KG 2 1 0 2 8 2	2128G02	6 8	2 6	KU 1 2 0 8 0 0	1280U00	2 4	7
KG 2 1 0 9 1 1	2191G01	6 8	3 5	KU 1 2 0 8 0 0	1280U00	1 8	6
KG 2 3 0 0 2 0	2302F	3 6	3	KU 1 2 0 8 0 0	1280U00	1 2	6

I N D E X

LIST No.	PART No.	PAGENO.	ITEM	LIST No.	PART No.	PAGENO.	ITEM
KU 1 2 0 8 0 0	1280U00	1 0	6	KU 3 1 0 1 6 0	3116U00	4 8	1 0
KU 1 2 0 8 0 0	1280L00	2 0	6	KU 3 1 2 7 2 0	31R2U00	5 0	7
KU 1 2 1 3 1 0	12D1U00	2 4	3	KU 3 1 2 7 3 0	31R3U00	5 0	5
KU 1 2 1 3 1 0	12D1U00	1 8	2	KU 3 1 2 7 4 0	31R4U00	5 0	4
KU 1 2 1 3 2 0	12D2U00	2 4	2	KU 3 1 2 7 5 0	31R5U00	5 0	3
KU 1 2 1 3 2 0	12D2U00	1 8	3	KU 3 1 2 7 7 1	31R7U01	4 8	5
KU 1 2 1 3 2 0	12D2U00	1 2	2	KU 3 3 1 7 1 0	33H1U00	3 8	3 0
KU 1 4 0 5 5 0	1455U00	1 4	1 1	KU 3 3 1 7 2 0	33H2U00	3 8	3 1
KU 1 4 0 5 5 0	1455U00	8	1 1	KU 3 3 1 7 3 0	33H3U00	3 8	2 9
KU 1 4 0 7 0 0	1470U00	1 1	7	KU 3 3 1 7 4 0	33H4U00	3 8	7
KU 1 4 0 7 0 0	1470U00	8	7	KU 3 3 1 7 5 0	33H5U00	3 8	4 0
KU 1 5 1 6 0 1	15G0U01	8	1	KU 3 3 1 7 6 0	33H6U00	3 8	4 1
KU 1 5 1 6 1 1	15G1U01	1 4	1	KU 3 3 1 9 0 0	33J0U00	3 8	1 5
KU 1 5 1 6 3 1	15G3U01	1 8	1	KU 3 3 1 9 1 0	33J1U00	3 8	4
KU 1 5 1 6 4 2	15G4U02	2 0	1	KU 3 3 1 9 3 0	33J3U00	3 8	1 2
KU 1 5 1 6 5 1	15G5U01	2 2	1	KU 4 6 0 2 7 0	4627U00	6 0	3 0
KU 1 5 1 6 6 1	15G6U01	2 4	1	KU 4 6 0 2 7 0	4627U00	6 2	2 4
KU 1 5 1 6 7 1	15G7U01	1 0	1	KU 4 6 0 2 7 0	4627U00	5 8	1 7
KU 1 5 1 6 8 0	15G8U00	1 6	1	KU 4 6 0 3 2 1	4632U01	6 2	2 2
KU 1 5 1 6 9 0	15G9U00	1 2	1	KU 4 6 0 3 4 2	463U02	5 8	1
KU 1 5 1 7 0 0	15H0U00	8	6	KU 4 6 0 3 6 0	4636U0K	6 2	2 7
KU 1 5 1 7 1 0	15H1U00	1 4	6	KU 4 6 0 3 7 2	4637U02	6 0	2 2
KU 1 5 1 7 3 1	15H3U01	1 8	7	KU 4 6 0 3 8 0	4638U00	6 0	3 1
KU 1 5 1 7 4 1	15H4U01	2 0	7	KU 4 6 0 3 9 0	4639U00	6 0	2 9
KU 1 5 1 7 5 1	15H5U01	2 2	8	KU 4 6 0 1 6 1	4646U01	5 8	1 8
KU 1 5 1 7 6 1	15H6U01	2 4	8	KU 4 7 0 1 0 0	4710U00	6 2	1 3
KU 1 5 1 7 8 1	15H8U01	1 0	7	KU 4 7 0 1 1 0	4711U00	5 2	1 0
KU 1 5 1 7 9 0	15H9U00	1 6	7	KU 4 7 0 1 1 0	4711U00	5 6	1 0
KU 1 5 1 9 1 0	15J1U00	1 2	7	KU 4 7 0 1 1 0	4711U00	5 4	9
KU 1 6 1 6 0 1	16G0U01	8	5	KU 4 7 0 1 5 1	4715U01	5 2	9
KU 1 6 1 6 1 1	16G1U01	1 4	5	KU 4 7 0 1 5 1	4715U01	5 6	9
KU 1 6 1 6 3 1	16G3U01	1 8	8	KU 4 7 0 1 5 1	4715U01	5 4	8
KU 1 6 1 6 4 1	16G4U01	2 0	8	KU 4 7 0 4 0 0	4740U00	6 2	1 7
KU 1 6 1 6 5 1	16G5U01	2 2	9	KU 4 8 0 1 3 0	4813U00	6 2	1 6
KU 1 6 1 6 6 1	16G6U01	2 4	9	KU 4 8 0 1 6 0	4816U00	5 6	4
KU 1 6 1 6 7 1	16G7U01	1 0	8	KU 4 8 1 0 5 0	48A5U00	5 4	4
KU 1 6 1 6 8 0	16G8U00	1 6	8	KU 4 8 1 0 9 0	48A9U00	5 2	4
KU 1 6 1 6 9 0	16G9U00	1 2	8	KU 4 8 1 2 8 1	48C8C01	6 0	3 2
KU 2 1 0 8 0 0	2180U00	2 6	1	KU 4 8 3 1 8 0	48V8U00	6 2	1
KU 2 1 0 8 1 0	2181U00	2 6	1	KU 4 8 3 4 1 0	48Y4U00	5 8	9
KU 2 1 0 8 2 0	2182U00	2 6	1	KU 4 9 0 1 8 0	4918U00	6 2	1 0
KU 2 1 0 8 3 0	2183U00	2 6	1	KU 4 9 0 7 1 0	4971U00	5 2	1 3
KU 3 1 0 0 8 1	3108U01	5 0	9	KU 4 9 0 7 2 0	4972U00	5 2	1 3
KU 3 1 0 1 3 0	3113U00	5 0	1 0	KU 5 1 0 4 1 0	5141U00	4 0	1 8
KU 3 1 0 1 5 0	3115U00	5 0	8	KU 5 1 0 1 1 0	5141U00	4 2	1 8

I N D E X

LIST No.	PART No.	PAGE No.	ITEM	LIST No.	PART No.	PAGE No.	ITEM
KU 5 1 1 2 1 0	51C1U00	6 4	3				
KU 5 1 1 2 1 0	51C1U00	6 6	4				
KU 5 1 1 2 4 0	51C4T00	6 6	3				
KU 5 4 0 1 6 0	5416U00	4 8	7				
MA 1 4 0 3 8 0	1438A	1 4	3				
MA 1 4 0 3 8 0	1438A	8	3				
MA 1 4 0 5 3 0	1453A	1 4	1 2				
MA 1 4 0 5 3 0	1453A	8	1 4				
MA 1 4 0 5 4 0	1454A	1 4	1 3				
MA 1 4 0 5 4 0	1454A	8	1 3				
MA 1 4 0 5 7 0	1457A	1 4	1 4				
MA 1 4 0 5 7 0	1457A	8	1 2				
MA 1 4 0 5 8 0	1458A	1 4	1 5				
MA 1 4 0 5 8 0	1458A	8	1 5				
MA 1 4 0 6 9 0	1469A	1 4	4				
MA 1 4 0 6 9 0	1469A	8	4				
MA 1 5 0 4 9 1	1549A01	2 2	2				
MA 1 5 0 4 9 1	1549A01	1 6	2				
MA 1 5 0 4 9 1	1549A01	1 0	2				
MA 2 2 0 5 1 0	2251A	2 6	9				
MA 2 5 0 1 3 1	2513A01	2 6	8				
MA 4 5 0 5 2 0	4552A	5 2	1				
MA 4 5 0 6 6 0	4566A	5 6	1				
MA 4 5 0 7 6 0	4576A	5 4	1				
MA 4 7 1 0 2 0	47A2A	3 2	1 1				
MA 4 8 1 0 8 0	47A8A	5 4	1 0				
MT 2 3 0 4 9 0	2349T00	3 0	2				
MT 2 3 0 5 2 0	2352T00	3 0	8				
MT 2 3 0 5 2 0	2352T00	3 2	8				
MT 2 3 0 8 3 0	2383T00	3 2	2				
MT 3 1 0 1 3 0	3113T00	5 0	1 0				
MT 3 1 4 4 1 0	31BET00	5 0	1 2				
MT 3 1 4 4 2 0	31BET00	5 0	1 1				
MT 4 6 0 2 4 0	4624T00	6 2	2 5				
MT 4 6 0 2 4 0	4624T00	5 8	1 8				
MT 5 1 0 2 1 0	5121T00	5 0	1 1				
MT 5 1 0 6 7 0	5167T00	4 6	2 1				
MT 5 1 0 6 8 0	5168T00	4 6	1 9				
MT 5 1 0 7 9 0	5179T00	4 6	2 0				
MT 5 1 1 2 2 0	51C2T00	6 6	2				
MT 5 1 1 2 7 0	51C7T00	6 4	2				
TF 2 2 0 3 1 0	2231F	6 8	3 2				
TF 2 3 0 6 1 0	2364F	6 8	3 1				